

MOSA M12 female 0° field-wireable (IDC)

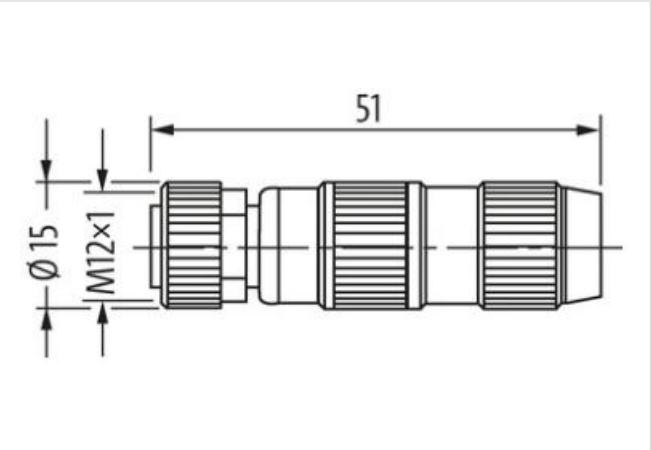
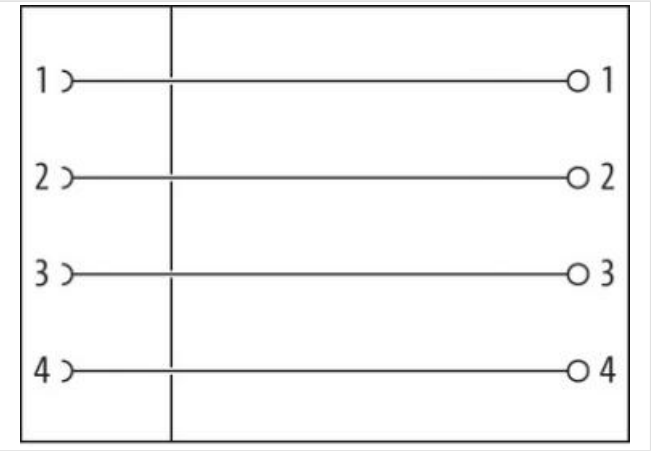
4-pole 0.25...0.5mm²

Customized printing and packaging
Female straight
M12, 4-pole
IDC terminals

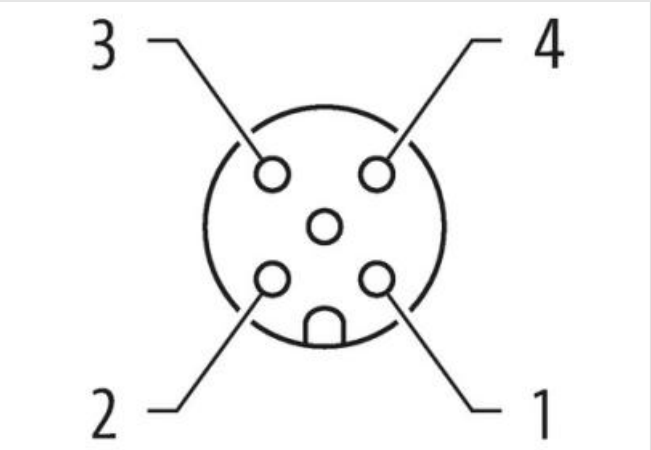
Connection cross section: 0.25...0.5 mm²
The resistance to aggressive media should be individually tested for your application. Further details on request.

Link to Product

Illustration



Product may differ from Image



| Side 1 | |
|--------------------------|--------------|
| Family construction form | M12 |
| Coding | A |
| Material contact | Copper alloy |
| No. of poles | 4 |

| | |
|---|---|
| Width across flats | SW13 |
| Degree of protection (EN IEC 60529) | IP67 |
| Commercial data | |
| ECLASS-6.0 | 27279221 |
| ECLASS-7.0 | 27440104 |
| ECLASS-8.0 | 27440104 |
| ECLASS-9.0 | 27440102 |
| ECLASS-10.1 | 27440102 |
| ECLASS-11.1 | 27440102 |
| ECLASS-12.0 | 27440116 |
| ETIM-5.0 | EC001855 |
| customs tariff number | 85366990 |
| GTIN | 4048879848718 |
| Packaging unit | 10 |
| Electrical data Supply | |
| Operating voltage AC max. | 32 V |
| Operating voltage DC max. | 32 V |
| Current operating per contact max. | 4 A |
| Diagnostics | |
| Status indication LED | no |
| Installation | |
| Connection cross section min. | 0,25 mm ² |
| Connection cross section max. | 0,5 mm ² |
| Single wire diameter min. | 0,1 mm |
| Installation Connection | |
| Wire insulation diameter min. | 1,2 mm |
| Wire insulation diameter max. | 1,6 mm |
| Tightening torque | 0,6 Nm |
| Mounting set | M12 x 1 |
| Device protection Electrical | |
| Additional condition protection degree | screwed, mounted |
| Pollution Degree | 3 |
| Rated surge voltage | 0,8 kV |
| Material group (IEC 60664-1) | III |
| Mechanical data Material data | |
| Coating contact | gold plated |
| Coating of fitting | nickel plated |
| Material gasket | FKM |
| Material screw connection | Zinc die-casting |
| Mechanical data Mounting data | |
| Mounting method | inserted, screwed, Shaking protection |
| Clamping range min. | 4 mm |
| Clamping range max. | 5,1 mm |
| Environmental characteristics Climatic | |
| Operating temperature min. | -25 °C |
| Operating temperature max. | 85 °C |
| Important installation notes | |
| Note on strain relief | Protect the connectors by suitable measures from mechanical loads, e.g. by the usage of cable ties. |
| Note on bending radius | Attention: Observe the permissible bending radii when laying cables, as the IP protection class can be endangered by excessive bending forces. |
| Conformity | |

Product standard

DIN EN 61076-2-101 (M12)