

Valve plug MDCY06-4s / 2x MDC06-2s LED+Diode

PUR 2x0.75 bk UL/CSA+drag ch. 3m

Xtreme - Outdoor

Y connector

Further cable lengths on request.

Male straight

12...24 V AC/DC

Compatible with:

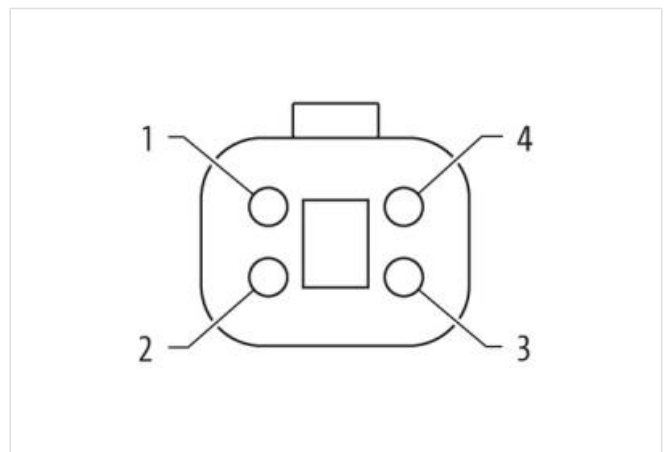
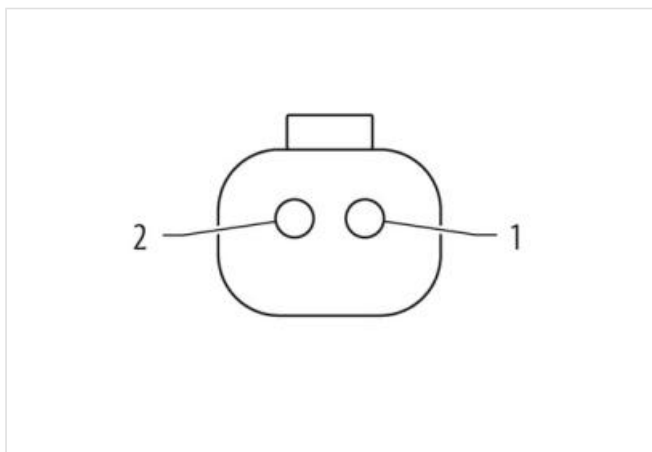
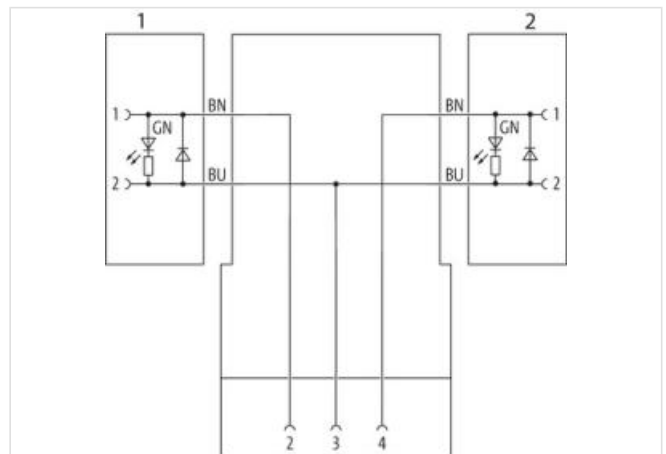
Deutsch DT06-4S

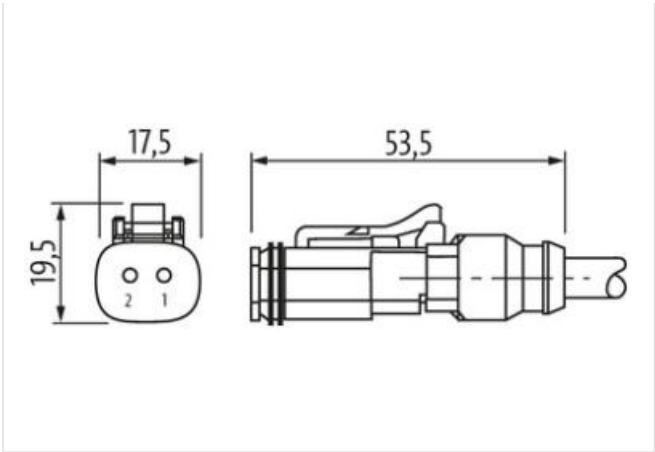
Deutsch DT06-2S

Flyback diode + LED

Plastic housings with good resistance against chemicals and oils.

The resistance to aggressive media should be individually tested for your application. Further details on request.

[Link to Product](#)**Illustration**



Product may differ from Image



Cable length	3 m
Side 1	
Mounting method	inserted
Coating contact	nickel plated
Family construction form	Amphenol AT06-4S
Material contact	Copper alloy
No. of poles	4
Side 2	
Mounting method	inserted
Coating contact	nickel plated
Family construction form	Amphenol AT06-2S
Material contact	Copper alloy
No. of poles	2
Side 3	
Family construction form	Amphenol AT06-2S
Material contact	Copper alloy
No. of poles	2
Commercial data	
ECLASS-6.0	27279218
ECLASS-7.0	27279218
ECLASS-8.0	27279218
ECLASS-9.0	27060311
ETIM-5.0	EC001855
customs tariff number	85444290
GTIN	4065909048382
Packaging unit	1
Electrical data Supply	
Operating voltage DC min.	12 V
Operating voltage DC max.	24 V
Current operating per contact max.	8 A
Diagnostics	

Status indication LED green

Device protection | Electrical

Degree of protection (EN IEC 60529)	IP68
Additional condition protection degree	inserted, screwed
Pollution Degree	2
Rated surge voltage	0,8 kV
Material group (IEC 60664-1)	III
Additional suppressor	free-wheeling diode

Mechanical data | Material data

Material gasket	Silicon
Material housing	PA

Mechanical data | Mounting data

Looking techniques	Snap-in connector
--------------------	-------------------

Environmental characteristics | Climatic

Operating temperature min.	-25 °C
Operating temperature max.	85 °C
Additional condition temperature range	depending on cable quality

Important installation notes

Note on strain relief	Protect the connectors by suitable measures from mechanical loads, e.g. by the usage of cable ties.
Note on bending radius	Attention: Observe the permissible bending radii when laying cables, as the IP protection class can be endangered by excessive bending forces.

Installation | Cable

Cable identification	754
Cable Type	3
Jacket Color	black
Type of Certificate	cURus
Amount stranding	1
Stranding	2 wires twisted
wire arrangement	brown, blue
Cable weight	40,7 g/m
Material jacket	PUR
Shore hardness jacket	90 ± 5 Shore A
Freedom from ingredients (jacket)	lead-free, cadmium-free, CFC-free, halogen-free, silicone-free
Outer-diameter (jacket)	5 mm
Tolerance outer diameter (sheath)	± 5 %
Material wire insulation	PP
Amount wires	2
Outer diameter insulation	1,7 mm
Outer diameter tolerance core insulation	± 5 %
Shore hardness wire insulation	70 ± 5 Shore D
Ingredient freeness wire insulation	lead-free, cadmium-free, CFC-free, halogen-free, silicone-free
Amount strands (wire)	42
Diameter of single wires	0,15 mm
Conductor crosssection (wire)	0,75 mm²
Material conductor wire	Stranded copper wire, bare
Conductor type (wire)	strand class 6
Traversing distance (C-track)	10 m @ 25 °C horizontal
Nominal voltage AC max.	300 V
Current load capacity (standard)	to DIN VDE 0298-4
Current load capacity min. wire	12 A
Electrical resistance line constant wire	26 Ω/km @ 20 °C
AC withstand voltage (wire - wire)	2,5 kV @ 60 s

Power frequency withstand voltage (wire - jacket)	2,5 kV @ 60 s
Min. operating temperature (static)	-40 °C
Max. operating temperature (fixed)	80 °C / 90 °C @ 10000 h Operation
Operating temperature min. (dynamic)	-25 °C
Operating temperature max. (dynamic)	80 °C / 90 °C @ 10000 h Operation
UV resistance	DIN EN ISO 4892-2 A
Flame resistance	UL 1581 § 1090 UL 1581 § 1100 FT2 IEC 60332-2-2
chemical resistance	Good, application-related testing
Gasoline resistance	Good, application-related testing
Oil resistance	DIN EN 60811-404 Good, application-related testing
Bending radius (fixed)	5 x Outer diameter
Bending radius (dynamic)	10 x Outer diameter
Travel speed (C-track)	10 Mio. @ 25 °C
No. of torsion cycles	2 Mio.
Torsion stress	± 180 °/m
Torsion speed	35 cycles/min