

M12 male 0° / M12 female 90° A-cod. 3LED V2A

FEP 5xAWG22 bk 0.6m

Male straight – female 90°

M12 – M12, 4-pole

3× LED (PNP), (NPN) on request

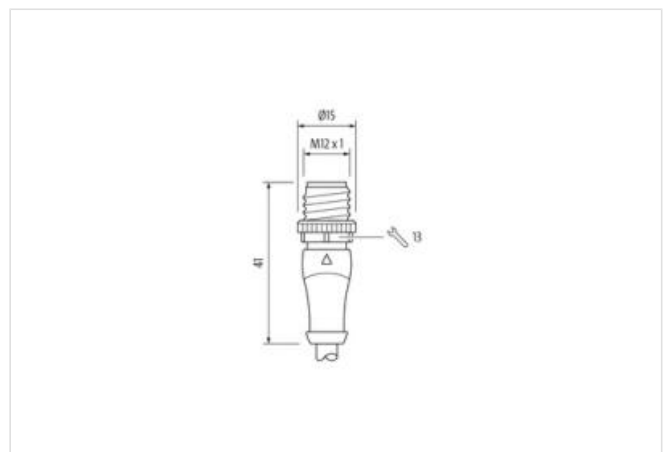
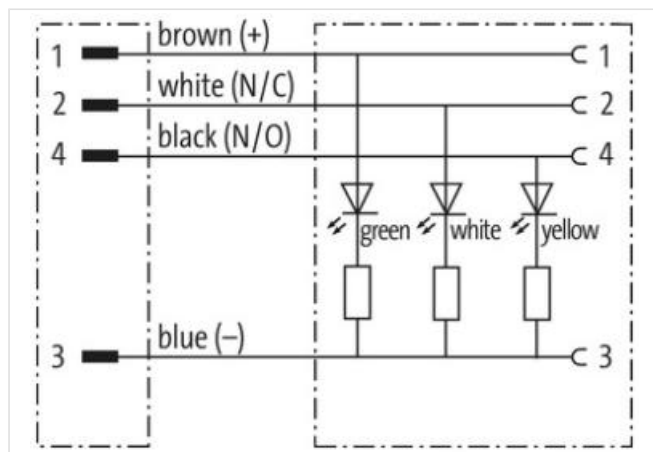
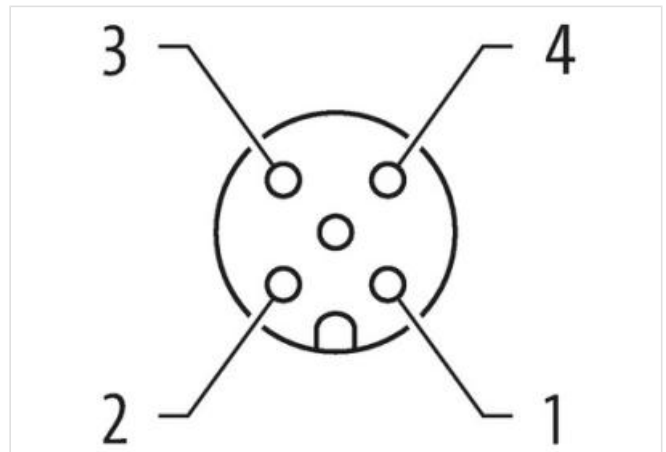
Stainless steel 1.4305 (V2A) PTFE coated

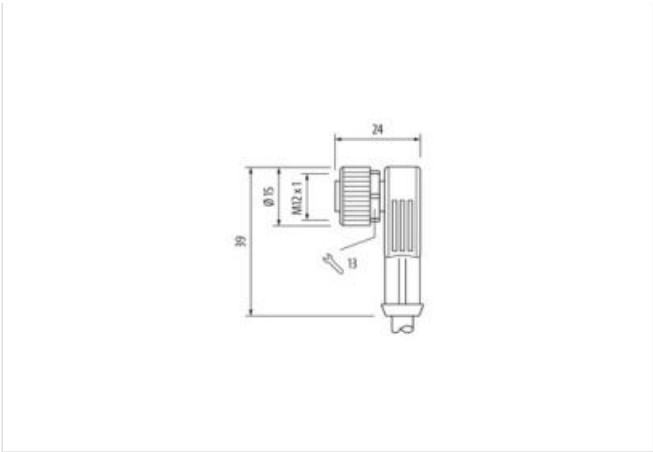
Art-No. 7005 - M12 Lite - (plastic hexagonal screw) on request

Plastic housings with good resistance against chemicals and oils.

The resistance to aggressive media should be individually tested for your application. Further details on request.

Further cable lengths on request.

[Link to Product](#)**Illustration**



Product may differ from Image

| | |
|-------------------------------------------|----------------------|
| Cable length | 0,6 m |
| Side 1 | |
| Tightening torque | 0,6 Nm |
| Family construction form | M12 |
| Thread | M12 x 1 |
| suitable for corrugated tube (internal Ø) | 10 mm |
| Coding | A |
| Width across flats | SW13 |
| Degree of protection (EN IEC 60529) | IP67 |
| Side 2 | |
| Tightening torque | 0,6 Nm |
| Family construction form | M12 |
| Thread | M12 x 1 |
| Coding | A |
| Commercial data | |
| ECLASS-6.0 | 27279218 |
| ECLASS-6.1 | 27279218 |
| ECLASS-7.0 | 27279218 |
| ECLASS-8.0 | 27279218 |
| ECLASS-9.0 | 27060311 |
| ECLASS-10.1 | 27060311 |
| ECLASS-11.1 | 27060311 |
| ECLASS-12.0 | 27060311 |
| ETIM-5.0 | EC001855 |
| customs tariff number | 85444290 |
| GTIN | 4048879474627 |
| Packaging unit | 1 |
| Electrical data Supply | |
| Operating voltage DC | 24 V |
| Operating voltage DC min. | 18 V |
| Operating voltage DC max. | 30 V |
| Current operating per contact max. | 4 A |
| Diagnostics | |
| Status indication LED | green, white, yellow |
| Device protection Electrical | |
| Additional condition protection degree | inserted, screwed |

| | |
|------------------------------|--------|
| Pollution Degree | 3 |
| Rated surge voltage | 0,8 kV |
| Material group (IEC 60664-1) | I |

Mechanical data | Material data

| | |
|---------------------|------------------------------|
| Coating locking nut | PTFE beschichtet |
| Material gasket | FKM |
| Material housing | PUR |
| Locking material | Stainless steel 1.4305 (V2A) |

Mechanical data | Mounting data

| | |
|-----------------|---------------------------------------|
| Mounting method | inserted, screwed, Shaking protection |
|-----------------|---------------------------------------|

Environmental characteristics | Climatic

| | |
|----------------------------------------|----------------------------|
| Operating temperature min. | -25 °C |
| Operating temperature max. | 85 °C |
| Additional condition temperature range | depending on cable quality |

Important installation notes

| | |
|------------------------|-------------------------------------------------------------------------------------------------------------------------------------------------------|
| Note on strain relief | Protect the connectors by suitable measures from mechanical loads, e.g. by the usage of cable ties. |
| Note on bending radius | Attention: Observe the permissible bending radii when laying cables, as the IP protection class can be endangered by excessive bending forces. |

Installation | Cable

| | |
|---------------------------------------------------|-----------------------------------------|
| Cable identification | 828 |
| Jacket Color | black |
| Amount stranding | 1 |
| Stranding | 5 wires around Filler twisted |
| Banding | PTFE-Folie |
| Filler | yes |
| wire arrangement | brown, black, blue, white, green-yellow |
| Cable weight | 44,88 g/m |
| Material jacket | FEP |
| Shore hardness jacket | 57 ± 5 Shore D |
| Freedom from ingredients (jacket) | lead-free, CFC-free, halogen-free |
| Outer-diameter (jacket) | 4,3 mm |
| Tolerance outer diameter (sheath) | ± 5 % |
| Material wire insulation | FEP |
| Amount wires | 5 |
| Outer diameter insulation | 1,3 mm |
| Outer diameter tolerance core insulation | ± 5 % |
| Shore hardness wire insulation | 55 ± 5 Shore D |
| Ingredient freeness wire insulation | lead-free, CFC-free, halogen-free |
| Amount strands (wire) | 19 |
| Diameter of single wires | 22 AWG |
| Conductor crosssection (wire) | 22 AWG |
| Material conductor wire | copper stranded wire, tinned |
| Nominal voltage AC max. | 600 V |
| Current load capacity (standard) | to DIN VDE 0298-4 |
| Current load capacity min. wire | 4,5 A |
| Electrical resistance line constant wire | 52,2 Ω/km @ 20 °C |
| AC withstand voltage (wire - wire) | 2 kV @ 60 s |
| Power frequency withstand voltage (wire - jacket) | 2 kV @ 60 s |
| Min. operating temperature (static) | -100 °C |
| Max. operating temperature (fixed) | 180 °C |
| Operating temperature min. (dynamic) | -100 °C |
| Operating temperature max. (dynamic) | 180 °C |

| | |
|--------------------------|------------------------------------------------------|
| UV resistance | DIN EN ISO 4892-2 A |
| Flame resistance | UL 1581 § 1100 FT2 UL 1581 § 1090 IEC 60332-2-2 |
| chemical resistance | Good, application-related testing |
| Gasoline resistance | Good, application-related testing |
| Oil resistance | DIN EN 60811-404 Good, application-related testing |
| Bending radius (fixed) | 7,5 x Outer diameter |
| Bending radius (dynamic) | 15 x Outer diameter |