

**MQ15-X-Power fem. receptable shielded front mount**

wires PVC 6x2.5 0,25m

Flange female

MQ15, 6-pole

with multi-strand wire

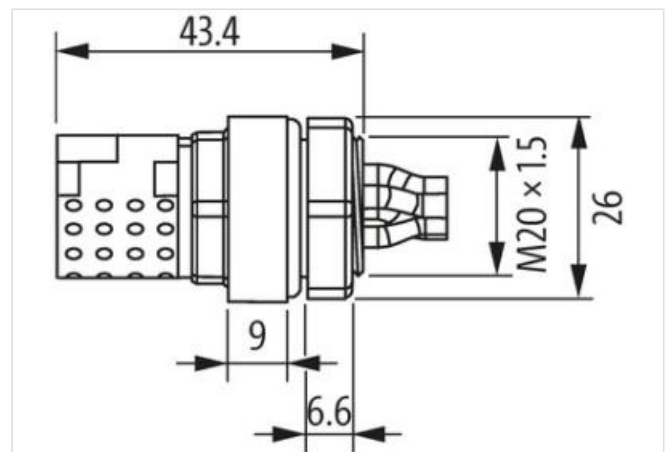
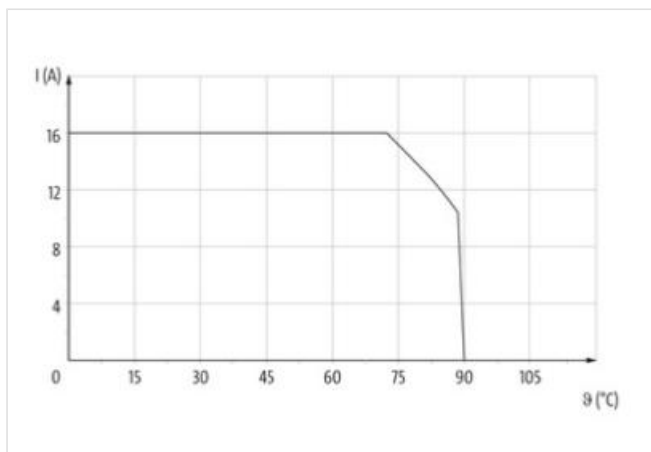
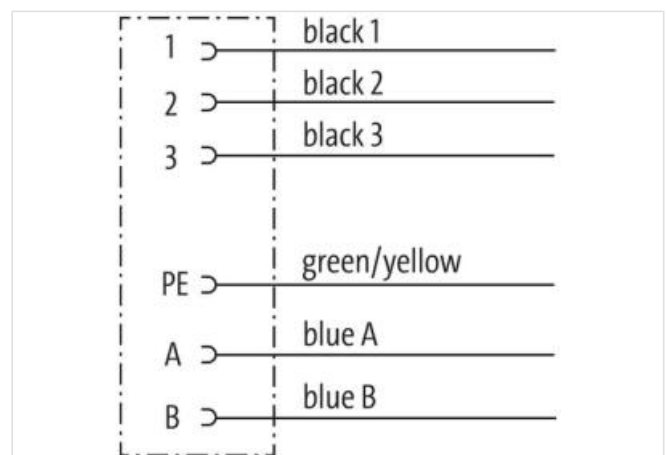
shielded housing

Front mounting

Plastic housings with good resistance against chemicals and oils.

The resistance to aggressive media should be individually tested for your application. Further details on request.

Further cable lengths on request.

[Link to Product](#)**Illustration**



Product may differ from Image



Cable length	0,25 m
Side 1	
Mounting method	inserted, screwed
Coating contact	silver-plated
Family construction form	MQ15
Material contact	Copper alloy
No. of poles	6
Commercial data	
ECLASS-6.0	27279220
ECLASS-7.0	27440103
ECLASS-8.0	27440103
ECLASS-9.0	27440103
ECLASS-10.1	27440103
ECLASS-11.1	27440103
ECLASS-12.0	27440103
ETIM-5.0	EC001576
customs tariff number	85444290
GTIN	4048879701839
Packaging unit	1
Electrical data   Supply	
Operating voltage AC per power contact max.	600 V
Operating voltage AC per signal contact max.	63 V
Operating voltage DC per signal contact max.	63 V
Operating current per power contact max.	16 A
Operating current per signal contact max.	10 A
Diagnostics	
Status indication LED	no
Installation   Connection	
Mating cycles min.	500
Installation   Pin assignment	
Configuration	fully used

**Device protection | Electrical**

Degree of protection (EN IEC 60529)	IP67
Additional condition protection degree	inserted, screwed
Pollution Degree	3
Rated surge voltage	2,5 kV
Material group (IEC 60664-1)	I

**Mechanical data | Material data**

Coating housing	nickel plated
Material housing	Brass
Material contact carrier	PA

**Mechanical data | Mounting data**

Looking techniques	bayonet-locking
--------------------	-----------------

**Environmental characteristics | Climatic**

Operating temperature min.	-40 °C
Operating temperature max.	90 °C
Additional condition temperature range	depending on cable quality

**Important installation notes**

Note on strain relief	Protect the connectors by suitable measures from mechanical loads, e.g. by the usage of cable ties.
Note on bending radius	<b>Attention:</b> Observe the permissible bending radii when laying cables, as the IP protection class can be endangered by excessive bending forces.

**Resistances | Cable**

Cable identification	P80
wire arrangement	black 1, black 2, black 3, green-yellow, blue, blue
Material wire insulation	PVC
Amount wires	6
Outer diameter insulation	3,7 mm
Outer diameter tolerance core insulation	± 5 %
Conductor crosssection (wire)	2,5 mm <sup>2</sup>
Material conductor wire	copper stranded wire, tinned
Conductor type (wire)	Strand class 5
Nominal voltage AC max.	600 V
AC withstand voltage (wire - wire)	2,5 kV
Power frequency withstand voltage (wire - jacket)	2,5 kV
Flame resistance	UL 1581 § 1100 FT2   IEC 60332-2-2   UL 1581 § 1090
chemical resistance	Good, application-related testing
Gasoline resistance	Good, application-related testing
Oil resistance	Good, application-related testing   DIN EN 60811-404