

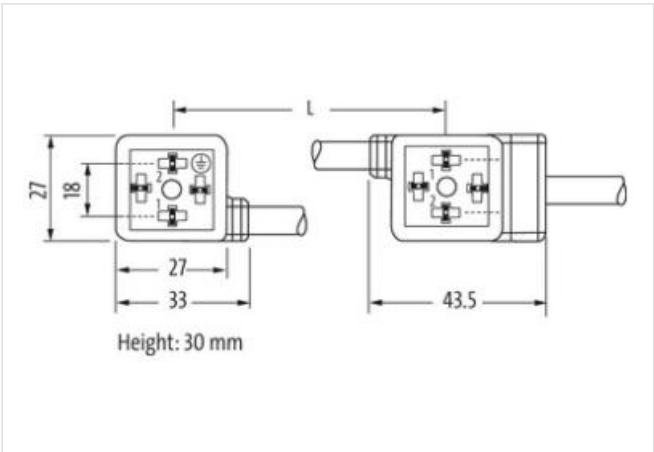
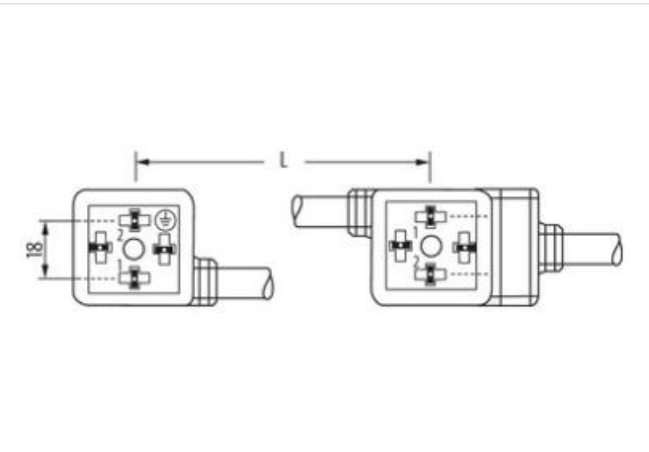
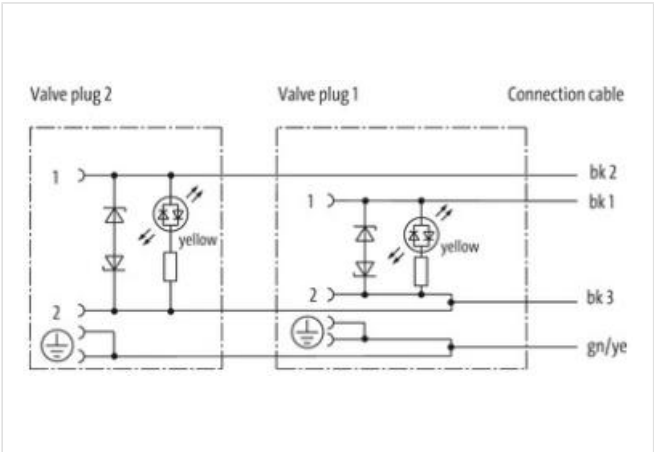

MSUD double valve A-18mm with cable

PUR 4x0.75 gy UL/CSA 5m

Form A (18 mm)
24 V AC $\pm 20\%$ / DC $\pm 25\%$
LED and suppression
Connection cable L = 150 mm
Further cable lengths on request.
Plastic housings with good resistance against chemicals and oils.
The resistance to aggressive media should be individually tested for your application. Further details on request.

Link to Product

Illustration



Product may differ from Image



Cable length	5 m
Side 1	
Tightening torque	0,4 Nm

Thread M3

Side 2

Tightening torque 0,4 Nm

Thread M3

Commercial data

ECLASS-6.0 27279218

ECLASS-6.1 27279218

ECLASS-7.0 27279218

ECLASS-8.0 27279218

ECLASS-9.0 27060312

ECLASS-10.1 27060312

ECLASS-11.1 27060312

ECLASS-12.0 27060312

ETIM-5.0 EC001855

customs tariff number 85444290

GTIN 4048879137492

Packaging unit 1

Electrical data

Drop-out delay time max. 20 ms

Electrical data | Supply

Operating voltage AC 24 V

Operating voltage AC min. 19,2 V

Operating voltage AC max. 28,8 V

Operating voltage DC 24 V

Operating voltage DC min. 18 V

Operating voltage DC max. 30 V

Cut-off peak voltage max. 55 V

Current operating per contact max. 4 A

Device protection | Electrical

Degree of protection (EN IEC 60529) IP67

Additional condition protection degree inserted, screwed

Rated surge voltage 0,8 kV

Mechanical data | Material data

Color housing black

Material housing Plastic

Mechanical data | Mounting data

Mounting method inserted, screwed

Environmental characteristics | Climatic

Operating temperature min. -25 °C

Operating temperature max. 85 °C

Additional condition temperature range depending on cable quality

Important installation notes

Note on strain relief Protect the connectors by suitable measures from mechanical loads, e.g. by the usage of cable ties.

Note on bending radius **Attention:** Observe the permissible bending radii when laying cables, as the IP protection class can be endangered by excessive bending forces.

Installation | Cable

wire arrangement black 1, black 2, black 3, green-yellow

Cable identification 227

Cable Type 2

Printing color of wire insulation white (isolation black)

Jacket Color gray

Type of Certificate	cURus
Amount stranding	1
Stranding	4 wires twisted
wire arrangement	black 1, black 2, black 3, green-yellow
Cable weight	74,8 g/m
Material jacket	PUR
Shore hardness jacket	85 ± 5 Shore A
Freedom from ingredients (jacket)	lead-free, cadmium-free, CFC-free, silicone-free
Outer-diameter (jacket)	7 mm
Tolerance outer diameter (sheath)	± 5 %
Material inner jacket	PVC
Color (inner jacket)	yellow
Material wire insulation	PVC
Amount wires	4
Outer diameter insulation	1,8 mm
Outer diameter tolerance core insulation	± 5 %
Shore hardness wire insulation	43 ± 5 Shore D
Ingredient freeness wire insulation	lead-free, cadmium-free, CFC-free, silicone-free
Printing color of wire insulation	white (isolation black)
Amount strands (wire)	42
Diameter of single wires	0,15 mm
Conductor crosssection (wire)	0,75 mm²
Material conductor wire	Stranded copper wire, bare
Conductor type (wire)	strand class 6
Electrical function wire	Signal
Nominal voltage AC max.	300 V
Current load capacity (standard)	to DIN VDE 0298-4
Current load capacity min. wire	9,6 A
Electrical function wire	Signal
Electrical resistance line constant wire	26 Ω/km @ 20 °C
Min. operating temperature (static)	-30 °C
Max. operating temperature (fixed)	80 °C
Operating temperature min. (dynamic)	-5 °C
Operating temperature max. (dynamic)	80 °C
chemical resistance	Good, application-related testing
Gasoline resistance	Good, application-related testing
Oil resistance	DIN EN 60811-404
Bending radius (fixed)	10 x Outer diameter
Bending radius (dynamic)	15 x Outer diameter
No. of bending cycles (C-track)	2 Mio. @ 25 °C
Traversing distance (C-track)	5 m @ 25 °C horizontal
Travel speed (C-track)	3,3 m/s @ 25 °C