

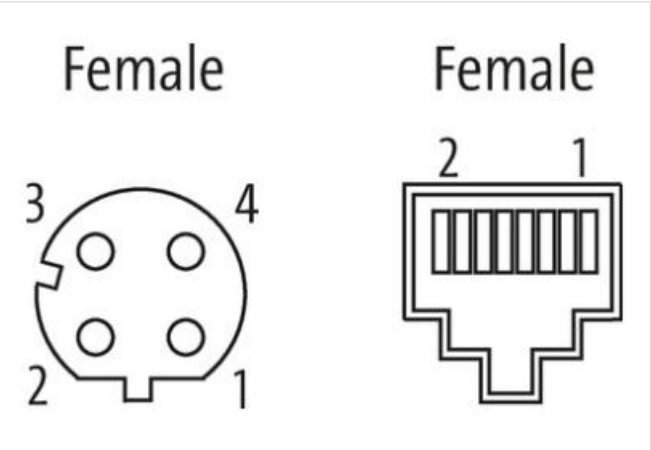
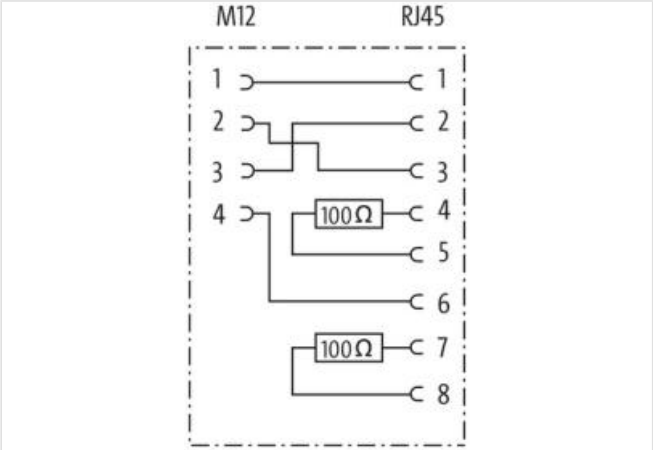
Adaptor M12 female / RJ45 90°

4-pol., shielded, CAT5


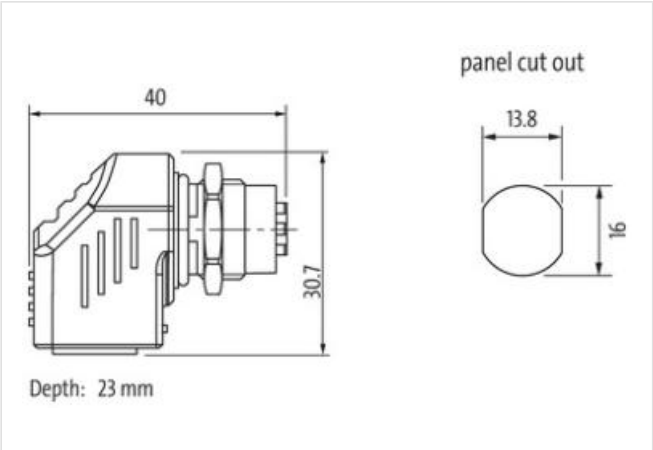
Ethernet CAT5
Control cabinet entry system
Female straight – female 90°
M12 – RJ45, 4-pole
D-coded
shielded
Plastic housings with good resistance against chemicals and oils.
The resistance to aggressive media should be individually tested for your application. Further details on request.

Link to Product

Illustration



Product may differ from Image



Side 1	
Family construction form	M12
Coding	D

Degree of protection (EN IEC 60529) IP68

Side 2

Family construction form RJ45

Degree of protection (EN IEC 60529) IP20

Commercial data

ECLASS-6.0 27143423

ECLASS-6.1 27279221

ECLASS-7.0 27440104

ECLASS-8.0 27440104

ECLASS-9.0 27440106

ECLASS-10.1 27440106

ECLASS-11.1 27440106

ECLASS-12.0 27440106

ETIM-5.0 EC001855

customs tariff number 85366990

GTIN 4048879575812

Packaging unit 1

Electrical data | Supply

Operating voltage DC max. 60 V

Current operating per contact max. 1,76 A

Industrial communication

Transfer parameters CAT5, Class D (ISO/IEC 11801:2002), (EN 50173-1)

Data transmission rate max. 100 MBit/s

Industrial communication | Ethernet functionality

duplex Full duplex

Mechanical data | Material data

Coating locking chrome-plated

Material housing PUR

Locking material Brass

Mechanical data | Mounting data

Suitable for installation wall thickness min. 2 mm

Suitable for installation wall thickness max. 5 mm

Environmental characteristics | Climatic

Operating temperature min. -25 °C

Operating temperature max. 85 °C

Important installation notes

Note on strain relief Protect the connectors by suitable measures from mechanical loads, e.g. by the usage of cable ties.

Note on bending radius **Attention:** Observe the permissible bending radii when laying cables, as the IP protection class can be endangered by excessive bending forces.