

**M12 male 0° A-cod. / MSUD valve plug C-8mm**

PUR 3x0.75 ye UL/CSA 2m

Form C (8 mm) – M12, male straight

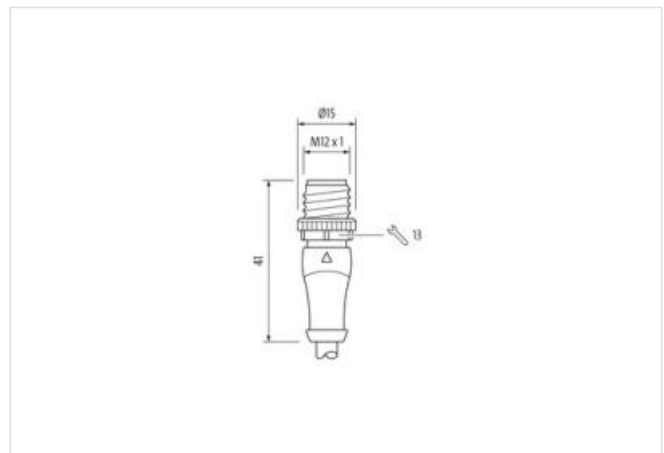
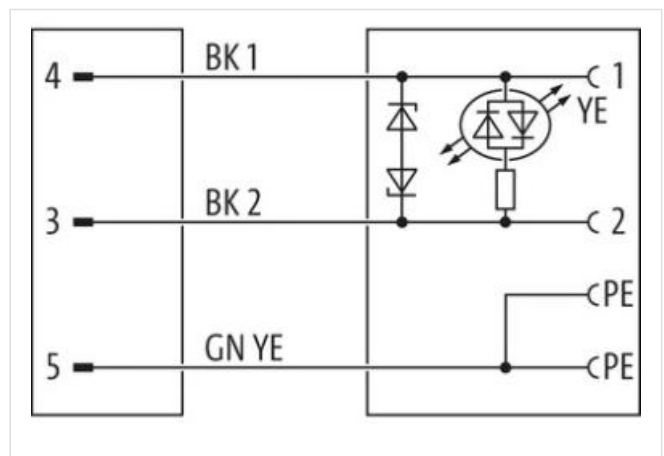

24 V AC  $\pm 20\%$  / DC  $\pm 25\%$ 

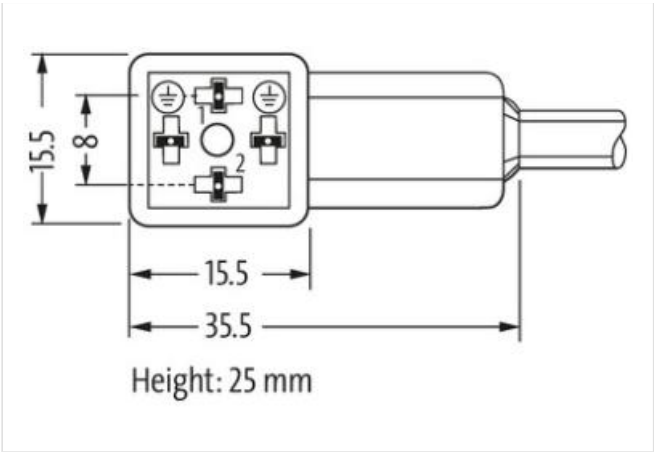
LED and suppression

Further cable lengths on request.

Plastic housings with good resistance against chemicals and oils.

The resistance to aggressive media should be individually tested for your application. Further details on request.

[Link to Product](#)**Illustration**



Product may differ from Image



|   |                   |
|---|-------------------|
| Cable length                              | 2 m               |
| Side 1                                    |                   |
| Tightening torque                         | 0,6 Nm            |
| Mounting method                           | inserted, screwed |
| Family construction form                  | M12               |
| Thread                                    | M12 x 1           |
| suitable for corrugated tube (internal Ø) | 10 mm             |
| Coding                                    | A                 |
| No. of poles                              | 3                 |
| Width across flats                        | SW13              |
| Degree of protection (EN IEC 60529)       | IP67              |
| Side 2                                    |                   |
| Tightening torque                         | 0,4 Nm            |
| Family construction form                  | MSUD C            |
| Thread                                    | M2.5              |
| No. of poles                              | 4                 |
| Degree of protection (EN IEC 60529)       | IP67              |
| Commercial data                           |                   |
| ECLASS-6.0                                | 27279218          |
| ECLASS-6.1                                | 27279218          |
| ECLASS-7.0                                | 27279218          |
| ECLASS-8.0                                | 27279218          |
| ECLASS-9.0                                | 27060312          |
| ECLASS-10.1                               | 27060312          |
| ECLASS-11.1                               | 27060312          |
| ECLASS-12.0                               | 27060312          |
| ETIM-5.0                                  | EC001855          |
| customs tariff number                     | 85444290          |
| GTIN                                      | 4048879146258     |
| Packaging unit                            | 1                 |
| Electrical data                           |                   |
| Drop-out delay time max.                  | 20 ms             |

| Electrical data   Supply                 |   |
|--|---|
| Operating voltage AC                     | 24 V  |
| Operating voltage AC min.                | 19,2 V  |
| Operating voltage AC max.                | 28,8 V  |
| Operating voltage DC                     | 24 V  |
| Operating voltage DC min.                | 18 V  |
| Operating voltage DC max.                | 30 V  |
| Cut-off peak voltage max.                | 55 V  |
| Current operating per contact max.       | 4 A   |
| Diagnostics                              |   |
| Status indication LED                    | yellow  |
| Device protection   Electrical           |   |
| Additional condition protection degree   | inserted, screwed   |
| Pollution Degree                         | 3   |
| Rated surge voltage                      | 0,8 kV  |
| Material group (IEC 60664-1)             | I   |
| Additional suppressor                    | Z-Diode   |
| Mechanical data   Material data          |   |
| Coating locking                          | Nickeled  |
| Color housing                            | black   |
| Material housing                         | Plastic   |
| Locking material                         | Zinc die-casting  |
| Mechanical data   Mounting data          |   |
| Mounting method                          | inserted, screwed   |
| Environmental characteristics   Climatic |   |
| Operating temperature min.               | -25 °C  |
| Operating temperature max.               | 85 °C   |
| Additional condition temperature range   | depending on cable quality  |
| Important installation notes             |   |
| Note on strain relief                    | Protect the connectors by suitable measures from mechanical loads, e.g. by the usage of cable ties.   |
| Note on bending radius                   | <b>Attention:</b> Observe the permissible bending radii when laying cables, as the IP protection class can be endangered by excessive bending forces. |
| Conformity                               |   |
| Product standard                         | DIN EN 61076-2-101 (M12); DIN EN 175301-803 (Valve Plug)  |
| Installation   Cable                     |   |
| wire arrangement                         | black 1, black 2, green-yellow  |
| Cable identification                     | 026   |
| Cable Type                               | 2   |
| Printing color of wire insulation        | white (isolation black)   |
| Jacket Color                             | yellow  |
| Type of Certificate                      | cURus   |
| Amount stranding                         | 1   |
| Stranding                                | 3 wires twisted   |
| wire arrangement                         | black 1, black 2, green-yellow  |
| Cable weight                             | 55 g/m  |
| Material jacket                          | PUR   |
| Shore hardness jacket                    | 85 ± 5 Shore A  |
| Freedom from ingredients (jacket)        | lead-free, cadmium-free, CFC-free, silicone-free  |
| Outer-diameter (jacket)                  | 5,9 mm  |
| Tolerance outer diameter (sheath)        | ± 5 %   |
| Material inner jacket                    | PVC   |

|  |  |
|--|--|
| Color (inner jacket)                     | yellow   |
| Material wire insulation                 | PVC  |
| Amount wires                             | 3  |
| Outer diameter insulation                | 1,8 mm   |
| Outer diameter tolerance core insulation | ± 5 %  |
| Shore hardness wire insulation           | 43 ± 5 Shore D                                   |
| Ingredient freeness wire insulation      | lead-free, cadmium-free, CFC-free, silicone-free |
| Printing color of wire insulation        | white (isolation black)                          |
| Amount strands (wire)                    | 42   |
| Diameter of single wires                 | 0,15 mm  |
| Conductor crosssection (wire)            | 0,75 mm <sup>2</sup>                             |
| Material conductor wire                  | Stranded copper wire, bare                       |
| Conductor type (wire)                    | strand class 6                                   |
| Nominal voltage AC max.                  | 300 V  |
| Current load capacity (standard)         | to DIN VDE 0298-4                                |
| Current load capacity min. wire          | 9,6 A  |
| Electrical resistance line constant wire | 26 Ω/km @ 20 °C                                  |
| Min. operating temperature (static)      | -30 °C   |
| Max. operating temperature (fixed)       | 80 °C  |
| Operating temperature min. (dynamic)     | -5 °C  |
| Operating temperature max. (dynamic)     | 80 °C  |
| chemical resistance                      | Good, application-related testing                |
| Gasoline resistance                      | Good, application-related testing                |
| Oil resistance                           | DIN EN 60811-404                                 |
| Bending radius (fixed)                   | 10 x Outer diameter                              |
| Bending radius (dynamic)                 | 15 x Outer diameter                              |
| No. of bending cycles (C-track)          | 2 Mio. @ 25 °C                                   |
| Traversing distance (C-track)            | 5 m @ 25 °C   horizontal                         |
| Travel speed (C-track)                   | 3,3 m/s @ 25 °C                                  |