

**M12 male 0° A-cod. / MSUD valve plug A-18mm**

PUR 5x0.34 ye UL/CSA+drag ch. 10m

Form A (18 mm) – M12, male straight

24 V DC  $\pm 25\%$ 

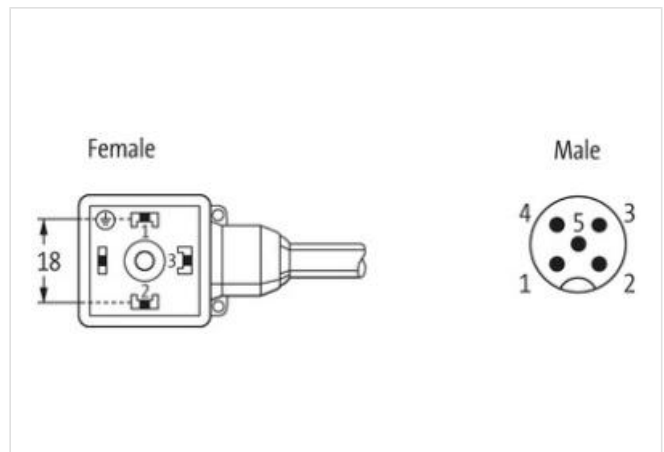
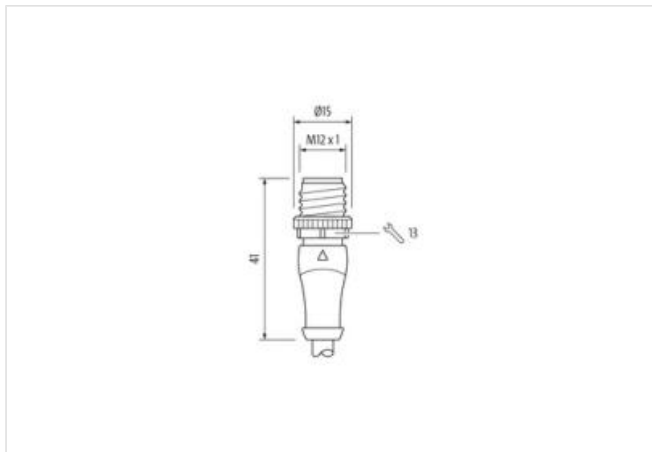
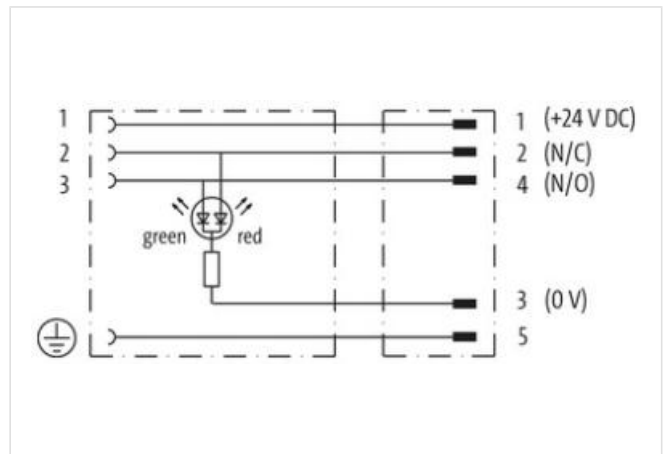

LED (red/green)

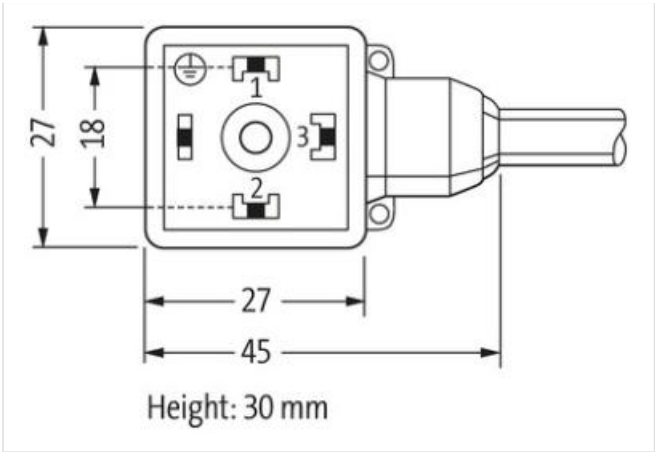
for pressure switches

Further cable lengths on request.

Plastic housings with good resistance against chemicals and oils.

The resistance to aggressive media should be individually tested for your application. Further details on request.

[Link to Product](#)**Illustration**



Product may differ from Image



Cable length	10 m
Side 1	
Tightening torque	0,4 Nm
Family construction form	MSUD
Thread	M3
Degree of protection (EN IEC 60529)	IP67
Side 2	
Tightening torque	0,6 Nm
Family construction form	M12
Thread	M12 x 1
Width across flats	SW13
Degree of protection (EN IEC 60529)	IP67
Commercial data	
ECLASS-6.0	27279218
ECLASS-7.0	27279218
ECLASS-8.0	27279218
ECLASS-9.0	27060311
ECLASS-10.1	27060312
ECLASS-11.1	27060312
ECLASS-12.0	27060312
ETIM-5.0	EC001855
customs tariff number	85444290
GTIN	4048879320276
Packaging unit	1
Electrical data   Supply	
Operating voltage DC	24 V
Operating voltage DC min.	18 V
Operating voltage DC max.	30 V
Current operating per contact max.	4 A
Device protection   Electrical	
Additional condition protection degree	inserted, screwed
Pollution Degree	3

Rated surge voltage 0,8 kV

#### Mechanical data | Material data

Color housing black  
Material housing Plastic

#### Mechanical data | Mounting data

Mounting method inserted, screwed

#### Environmental characteristics | Climatic

Operating temperature min. -25 °C  
Operating temperature max. 85 °C  
Additional condition temperature range depending on cable quality

#### Important installation notes

Note on strain relief Protect the connectors by suitable measures from mechanical loads, e.g. by the usage of cable ties.  
Note on bending radius **Attention:** Observe the permissible bending radii when laying cables, as the IP protection class can be endangered by excessive bending forces.

#### Conformity

Product standard DIN EN 61076-2-101 (M12); DIN EN 175301-803 (Ventilstecker)

#### Installation | Cable

Cable identification 035  
Cable Type 3  
Jacket Color yellow  
Type of Certificate cURus  
Amount stranding 1  
Stranding 5 wires around Core filler twisted  
Filler yes  
wire arrangement brown, black, blue, white, green-yellow  
Cable weight 41,8 g/m  
Material jacket PUR  
Shore hardness jacket 90 ± 5 Shore A  
Freedom from ingredients (jacket) lead-free, cadmium-free, CFC-free, halogen-free, silicone-free  
Outer-diameter (jacket) 4,8 mm  
Tolerance outer diameter (sheath) ± 5 %  
Material wire insulation PP  
Amount wires 5  
Outer diameter insulation 1,25 mm  
Outer diameter tolerance core insulation ± 5 %  
Shore hardness wire insulation 70 ± 5 Shore D  
Ingredient freeness wire insulation lead-free, cadmium-free, CFC-free, halogen-free, silicone-free  
Amount strands (wire) 42  
Diameter of single wires 0,1 mm  
Conductor crosssection (wire) 0,34 mm<sup>2</sup>  
Material conductor wire Stranded copper wire, bare  
Conductor type (wire) strand class 6  
Traversing distance (C-track) 10 m @ 25 °C | horizontal  
Nominal voltage AC max. 300 V  
Current load capacity (standard) to DIN VDE 0298-4  
Current load capacity min. wire 4,5 A  
Electrical resistance line constant wire 57 Ω/km @ 20 °C  
AC withstand voltage (wire - wire) 2,5 kV @ 60 s  
Power frequency withstand voltage (wire - jacket) 2,5 kV @ 60 s  
Min. operating temperature (static) -40 °C  
Max. operating temperature (fixed) 80 °C / 90 °C @ 10000 h Operation

Operating temperature min. (dynamic)	-25 °C
Operating temperature max. (dynamic)	80 °C / 90 °C @ 10000 h Operation
Flame resistance	UL 1581 § 1100 FT2   IEC 60332-2-2   UL 1581 § 1090
chemical resistance	Good, application-related testing
Gasoline resistance	Good, application-related testing
Oil resistance	DIN EN 60811-404   Good, application-related testing
Bending radius (fixed)	5 x Outer diameter
Bending radius (dynamic)	10 x Outer diameter
Travel speed (C-track)	10 Mio. @ 25 °C
No. of torsion cycles	2 Mio.
Torsion stress	± 180 °/m
Torsion speed	35 cycles/min