

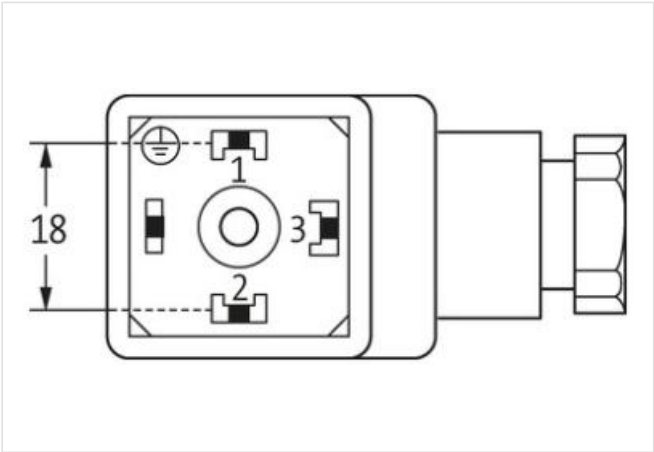
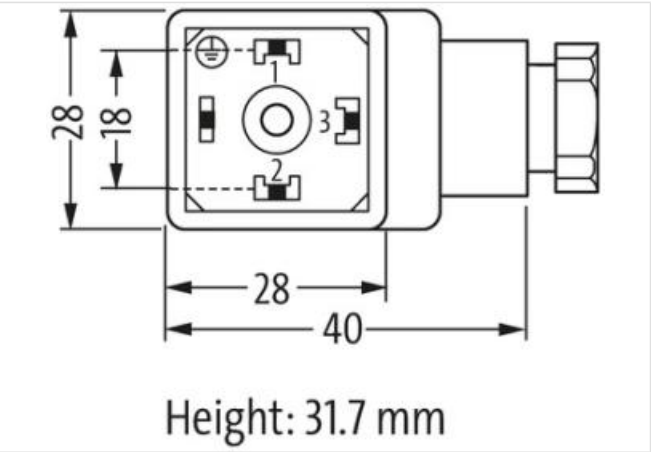

SVS Eco valve plug A-18mm screw terminal

3-pol. + PE, 0,5 - 1,5mm², 6 - 8mm

Form A (18 mm) for pressure switch  
250 V AC/DC  
without components  
metric  
field-wireable  
Plastic housings with good resistance against chemicals and oils.  
The resistance to aggressive media should be individually tested for your application. Further details on request.

Link to Product

Illustration



Product may differ from Image



Side 1	
Mounting method	inserted, screwed
Degree of protection (EN IEC 60529)	IP65
Commercial data	

ECLASS-6.0	27279221
ECLASS-7.0	27440104
ECLASS-8.0	27440104
ECLASS-9.0	27440102
ECLASS-10.1	27440105
ECLASS-11.1	27440105
ECLASS-12.0	27440105
ETIM-5.0	EC002062
customs tariff number	85366990
GTIN	4048879187435
Packaging unit	1

**Electrical data | Supply**

Operating voltage AC max.	250 V
Operating voltage DC max.	250 V
Current operating per contact max.	10 A

**Installation**

Connection cross section min.	0,5 mm <sup>2</sup>
Connection cross section max.	1,5 mm <sup>2</sup>

**Installation | Connection**

Tightening torque	0,4 Nm
Tightening torque clamping screw	0,2 Nm
Mounting set	M16 x 1.5

**Installation | Pin assignment**

No. of poles	3 + PE
--------------	--------

**Device protection | Electrical**

Additional condition protection degree	inserted, screwed
----------------------------------------	-------------------

**Mechanical data | Material data**

Color housing	black
Material gasket	NBR
Material housing	PA

**Mechanical data | Mounting data**

fastening screw	M3
Clamping range min.	6 mm
Clamping range max.	8 mm

**Environmental characteristics | Climatic**

Operating temperature min.	-40 °C
Operating temperature max.	90 °C

**Important installation notes**

Note on strain relief	Protect the connectors by suitable measures from mechanical loads, e.g. by the usage of cable ties.
Note on bending radius	<b>Attention:</b> Observe the permissible bending radii when laying cables, as the IP protection class can be endangered by excessive bending forces.