

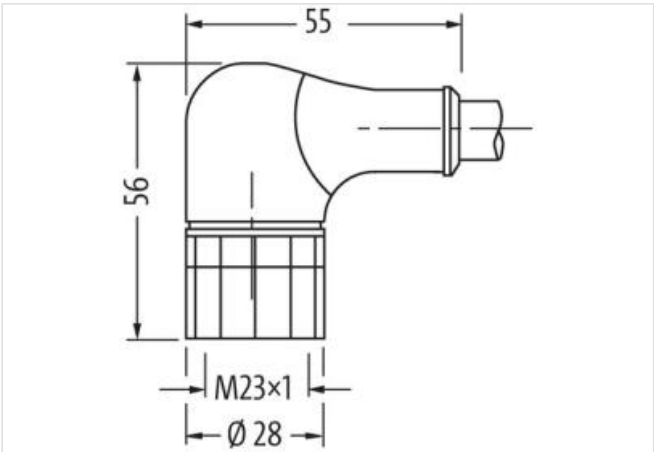
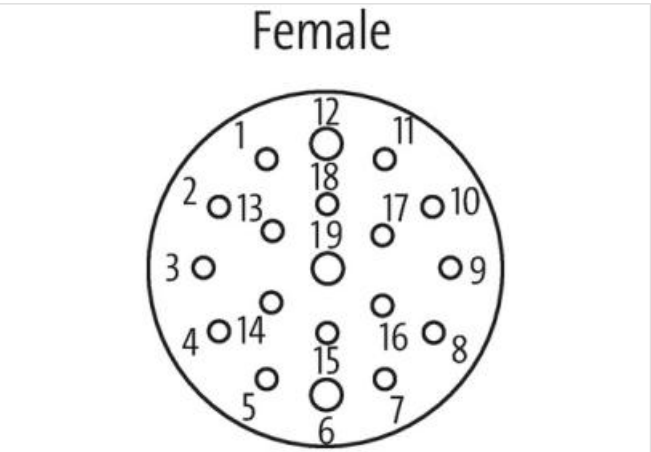

M23 female 90° with cable

PUR 16x0.34+3x0.75 gy drag ch. 15m

Female 90°
M23, 19-pole
19-pole used
for 8-way distribution boxes, 5-pole
Further cable lengths on request.
Plastic housings with good resistance against chemicals and oils.
The resistance to aggressive media should be individually tested for your application. Further details on request.

Link to Product

Illustration



Product may differ from Image

Cable length	15 m
Side 1	
Tightening torque	2 Nm
Mounting method	inserted, screwed
Family construction form	M23
Material	PUR
Width across flats	SW27

Commercial data	
ECLASS-6.0	27279218
ECLASS-7.0	27279218
ECLASS-8.0	27279218
ECLASS-9.0	27060311
ECLASS-10.1	27060311
ECLASS-11.1	27060311
ECLASS-12.0	27060311
ETIM-5.0	EC001855
customs tariff number	85444290
GTIN	4048879187855
Packaging unit	1
Electrical data Supply	
Operating voltage AC max.	125 V
Operating voltage DC max.	125 V
Installation Connection	
Mounting set	M23 x 1
Device protection Electrical	
Pollution Degree	3
Rated surge voltage	2,5 kV
Material group (IEC 60664-1)	I
Mechanical data Material data	
Coating of fitting	nickel plated
Material screw connection	Brass
Environmental characteristics Climatic	
Operating temperature min.	-5 °C
Operating temperature max.	70 °C
Additional condition temperature range	depending on cable quality
Important installation notes	
Note on strain relief	Protect the connectors by suitable measures from mechanical loads, e.g. by the usage of cable ties.
Note on bending radius	Attention: Observe the permissible bending radii when laying cables, as the IP protection class can be endangered by excessive bending forces.
Installation Cable	
Cable identification	398
Cable Type	2
Jacket Color	gray
Type of Certificate	cURus
STOOW style jacket	Hybrid, Signal, Power
Amount stranding	1
Stranding	7 wires around Core filler twisted
Amount stranding (type 2)	1
Stranding (type 2)	12 wires around Stranding combination twisted
wire arrangement	white, gray-pink, brown-green, yellow, green-white, green, red-blue, (violet, brown-gray, black, gray-white, red, brown-yellow, pink, yellow-white, gray, blue, brown, green-yellow)
Cable weight	165 g/m
Material jacket	PUR
Shore hardness jacket	87 ± 5 Shore A
Freedom from ingredients (jacket)	lead-free, cadmium-free, CFC-free, silicone-free
Outer-diameter (jacket)	10 mm
Tolerance outer diameter (sheath)	± 5 %
Material inner jacket	PVC
Color (inner jacket)	gray

Material wire insulation	PVC
Amount wires	16
Outer diameter insulation	1,3 mm
Outer diameter tolerance core insulation	± 5 %
Shore hardness wire insulation	43 ± 5 Shore D
Material properties wire insulation	good machinability
Ingredient freeness wire insulation	lead-free, cadmium-free, CFC-free, silicone-free
Amount strands (wire)	19
Diameter of single wires	0,15 mm
Conductor crosssection (wire)	0,34 mm ²
Material conductor wire	Stranded copper wire, bare
Conductor type (wire)	Strand class 5
Material wire insulation (Power)	PVC
Outer diameter wire insulation (Power)	1,8 mm
Tolerance outer diameter wire insulation (Power)	±5 %
Shore hardness wire insulation (Power)	43±5 Shore D
Material properties wire insulation (Power)	good machinability
Ingredient freeness wire insulation (Power)	lead-free, cadmium-free, CFC-free, silicone-free
Amount strands wire (Power)	42
Diameter of single wires (Power)	0,15 mm
Wire conductor cross section (Power)	0,75 mm ²
Material conductor wire (Power)	Stranded copper wire, bare
Conductor type wire (Power)	strand class 6
Traversing distance (C-track)	5 m @ 25 °C
Travel speed (C-track)	3
Max. rated voltage (conductor - conductor)	300 V
Max. rated voltage (conductor - ground)	300 V
Current load capacity (standard)	to DIN VDE 0298-4
Current load capacity min. wire	4 A
Electrical resistance line constant wire	57 Ω/km @ 20 °C
Electrical resistance coating wire (Power)	26 Ω/km @20 °C
AC withstand voltage (wire - wire)	2 kV @ 60 s
Power frequency withstand voltage (wire - jacket)	2 kV @ 60 s
Loop resistance	7,8 A
Min. operating temperature (static)	-30 °C
Max. operating temperature (fixed)	80 °C
Operating temperature min. (dynamic)	-5 °C
Operating temperature max. (dynamic)	70 °C
Flame resistance	IEC 60332-2-2 UL 1581 § 1090 UL 1581 § 1100 FT2
chemical resistance	Good, application-related testing
Gasoline resistance	Good, application-related testing
Oil resistance	Good, application-related testing DIN EN 60811-404
Bending radius (fixed)	5 x Outer diameter
Bending radius (dynamic)	10 x Outer diameter
No. of bending cycles (C-track)	2 Mio. @ 25 °C