

M12 female 90° A-cod. with cable shielded

PUR 5x0.34 shielded gy UL/CSA 3m

⚠ NOTICE ⚠**PRODUCT WILL BE DISCONTINUED BY MARCH 2023. PLEASE HAVE A LOOK AT THE ALTERNATIVE PRODUCTS.**

Female 90°

M12, 5-pole

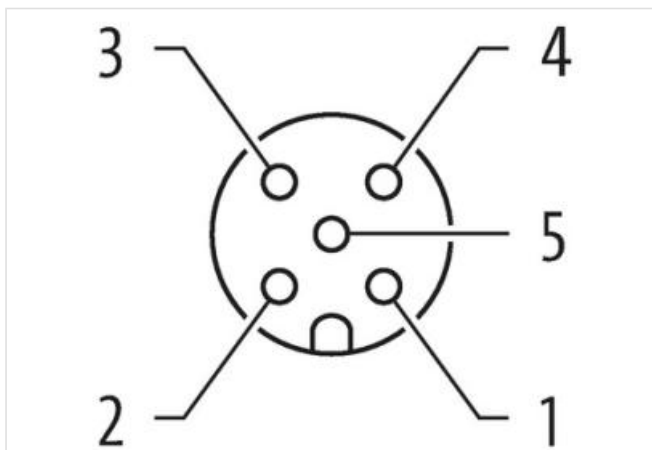
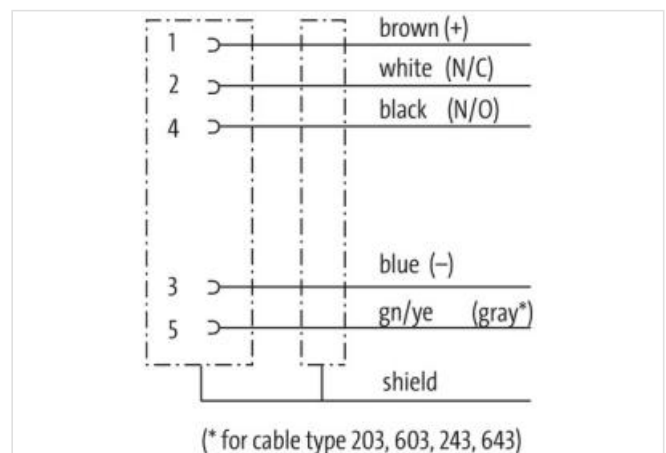

shielded

with cable sleeves

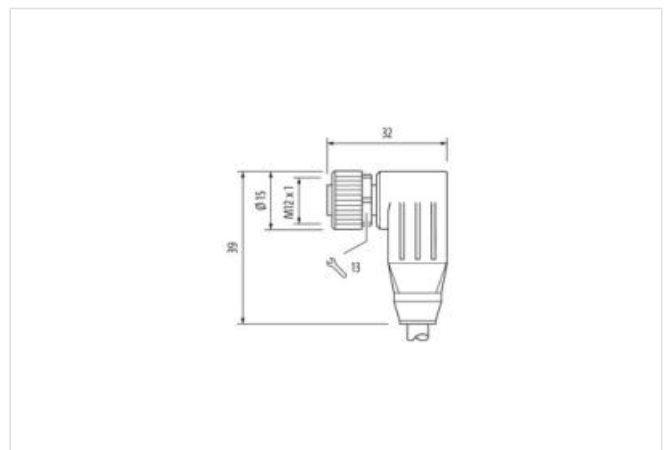
Plastic housings with good resistance against chemicals and oils.

The resistance to aggressive media should be individually tested for your application. Further details on request.

Further cable lengths on request.

[Link to Product](#)**Illustration**

Product may differ from Image



Cable length 3 m

Side 1

Tightening torque	0,6 Nm
Mounting method	inserted, screwed
Coating contact	gold plated
Family construction form	M12
Thread	M12 x 1
Coding	A
Material contact	Copper alloy
Material	PUR
No. of poles	5
Width across flats	SW13
Degree of protection (EN IEC 60529)	IP65, IP66K, IP67

Side 2

Stripping length (jacket)	20 mm
Coating contact	gold plated

Commercial data

ECLASS-6.0	27279218
ECLASS-6.1	27279218
ECLASS-7.0	27279218
ECLASS-8.0	27279218
ECLASS-9.0	27060311
ECLASS-10.1	27060311
ECLASS-11.1	27060311
ECLASS-12.0	27060311
ETIM-5.0	EC001855
customs tariff number	85444290
GTIN	4048879339117
Packaging unit	1

Electrical data | Supply

Operating voltage AC max.	60 V
Operating voltage DC max.	60 V
Operating voltage AC (UL-listed)	30 V
Operating voltage DC (UL-listed)	30 V
Current operating per contact max.	4 A

Diagnostics

Status indication LED	no
-----------------------	----

Installation | Connection

Stripping length (jacket)	20 mm
Mounting set	M12 x 1

Device protection | Electrical

Additional condition protection degree	inserted, screwed
Pollution Degree	3
Rated surge voltage	1,5 kV
Material group (IEC 60664-1)	I

Mechanical data

Contour for corrugated hose	without
-----------------------------	---------

Mechanical data | Material data

Coating locking	Nickel
Coating of fitting	nickel plated
Material gasket	FKM

Locking material	Zinc die-casting
------------------	------------------

Material screw connection	Zinc die-casting
---------------------------	------------------

Mechanical data | Mounting data

Mounting method	inserted, screwed, Shaking protection
-----------------	---------------------------------------

Environmental characteristics | Climatic

Operating temperature min.	-25 °C
----------------------------	--------

Operating temperature max.	85 °C
----------------------------	-------

Additional condition temperature range	depending on cable quality
--	----------------------------

Conformity

Product standard	DIN EN 61076-2-101 (M12)
------------------	--------------------------

Installation | Cable

Cable identification	351
----------------------	-----

Jacket Color	gray
--------------	------

Amount stranding	1
------------------	---

Stranding	5 wires twisted
-----------	-----------------

Cable shielding (type)	copper braiding, bare
------------------------	-----------------------

wire arrangement	brown, white, blue, black, gray
------------------	---------------------------------

Material jacket	PUR
-----------------	-----

Outer-diameter (jacket)	6,9 mm
-------------------------	--------

Tolerance outer diameter (sheath)	± 5 %
-----------------------------------	-------

Material wire insulation	PP
--------------------------	----

Amount wires	5
--------------	---

Conductor crosssection (wire)	0,34 mm ²
-------------------------------	----------------------

Current load capacity (standard)	to DIN VDE 0298-4
----------------------------------	-------------------

Min. operating temperature (static)	-40 °C
-------------------------------------	--------

Max. operating temperature (fixed)	80 °C
------------------------------------	-------

Operating temperature min. (dynamic)	-20 °C
--------------------------------------	--------

Operating temperature max. (dynamic)	80 °C
--------------------------------------	-------

Flame resistance	UL 1581 § 1100 FT2 UL 1581 § 1090 IEC 60332-2-2
------------------	---

chemical resistance	Good, application-related testing
---------------------	-----------------------------------

Gasoline resistance	Good, application-related testing
---------------------	-----------------------------------

Oil resistance	Good, application-related testing DIN EN 60811-404
----------------	--

Bending radius (fixed)	10 x Outer diameter
------------------------	---------------------

Bending radius (dynamic)	15 x Outer diameter
--------------------------	---------------------