

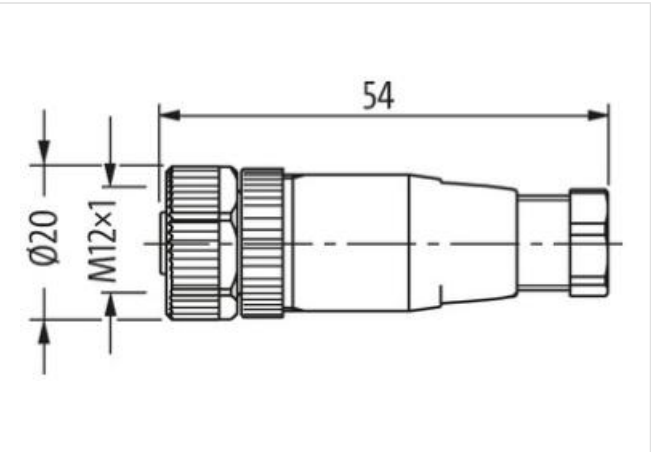
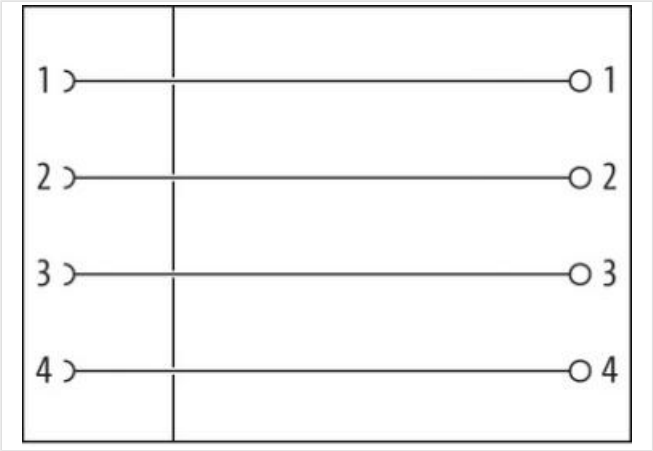
M12 female 0° A-cod. screw terminal

4-pol., max. 0,75mm², 6 - 8 mm

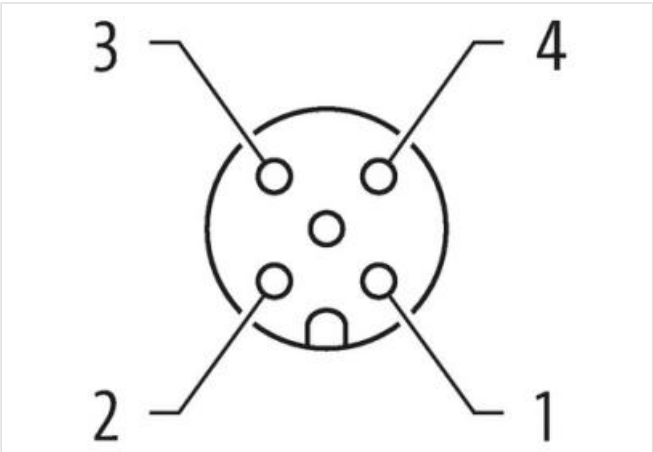
Female straight  
M12, 4-pole  
Screw terminals  
Sealing range (cable Ø): 6...8 mm  
Plastic housings with good resistance against chemicals and oils.  
The resistance to aggressive media should be individually tested for your application. Further details on request.

Link to Product

Illustration



Product may differ from Image



Side 1

|                                     |      |
|-------------------------------------|------|
| Family construction form            | M12  |
| Degree of protection (EN IEC 60529) | IP67 |

Commercial data

|            |          |
|------------|----------|
| ECLASS-6.0 | 27279221 |
|------------|----------|

|                       |               |
|-----------------------|---------------|
| ECLASS-7.0            | 27440104      |
| ECLASS-8.0            | 27440104      |
| ECLASS-9.0            | 27440102      |
| ECLASS-10.1           | 27440102      |
| ECLASS-11.1           | 27440102      |
| ECLASS-12.0           | 27440116      |
| ETIM-5.0              | EC002635      |
| customs tariff number | 85366990      |
| GTIN                  | 4048879201544 |
| Packaging unit        | 1             |

#### Electrical data | Supply

|                                    |       |
|------------------------------------|-------|
| Operating voltage AC max.          | 250 V |
| Operating voltage DC max.          | 250 V |
| Current operating per contact max. | 4 A   |

#### Installation

|                               |          |
|-------------------------------|----------|
| Connection cross section max. | 0,75 mm² |
|-------------------------------|----------|

#### Installation | Connection

|                   |        |
|-------------------|--------|
| Tightening torque | 0,6 Nm |
|-------------------|--------|

#### Device protection | Electrical

|  |                   |
|--|-------------------|
| Additional condition protection degree | inserted, screwed |
|--|-------------------|

#### Mechanical data | Mounting data

|                     |                                       |
|---------------------|---------------------------------------|
| Mounting method     | inserted, screwed, Shaking protection |
| Clamping range min. | 6 mm                                  |
| Clamping range max. | 8 mm                                  |
| Height              | 54 mm                                 |
| Width               | 20 mm                                 |
| Depth               | 20 mm                                 |

#### Environmental characteristics | Climatic

|                            |        |
|----------------------------|--------|
| Operating temperature min. | -40 °C |
| Operating temperature max. | 85 °C  |

#### Important installation notes

|                        |   |
|------------------------|---|
| Note on strain relief  | Protect the connectors by suitable measures from mechanical loads, e.g. by the usage of cable ties.   |
| Note on bending radius | <b>Attention:</b> Observe the permissible bending radii when laying cables, as the IP protection class can be endangered by excessive bending forces. |