

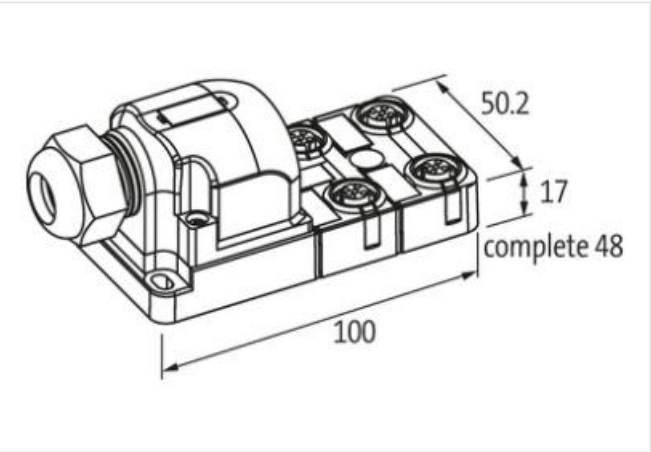
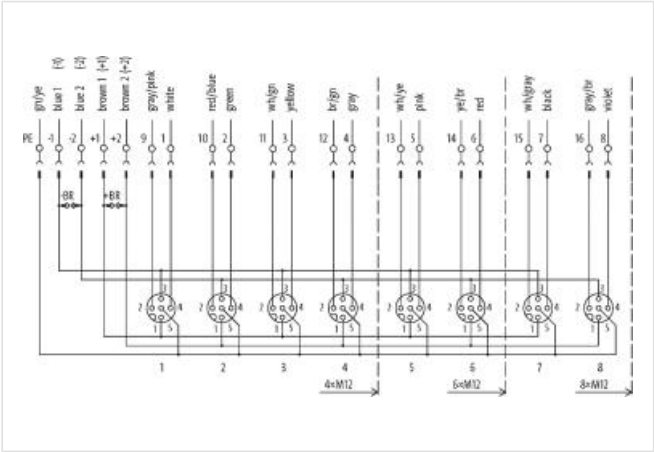
MVP12, 4XM12, 4POLE, PLUGGABLE CABLE

10.0m PUR/PVC 8x0,34+5x0,75, w/o LED's

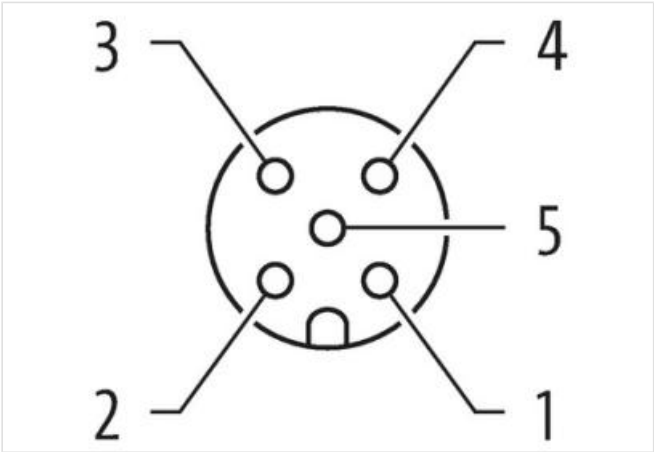
- 4-way, 5-pole
- PUR/PVC
- 10.0 m
- Potential separation as option
- Further cable lengths on request.
- Plastic housings with good resistance against chemicals and oils.

Link to Product

Illustration



Product may differ from Image



Commercial data	
ECLASS-6.0	27279219
ECLASS-6.1	27279219
ECLASS-7.0	27279219

ECLASS-8.0	27279219
ECLASS-9.0	27440108
ECLASS-10.1	27440108
ECLASS-11.1	27440108
ECLASS-12.0	27440108
ETIM-5.0	EC002585
customs tariff number	85444290
GTIN	4048879061643
Packaging unit	1

Electrical data | Supply

Operating voltage DC	24 V
Current operating per contact max.	4 A
Total current at 1 time current feed-in max.	8 A
Total current at 2 times current feed-in max.	16 A

Industrial communication

Number of signals per port	2
----------------------------	---

Installation | Connection

Mounting set	M12 x 1
--------------	---------

Device protection | Electrical

Degree of protection (EN IEC 60529)	IP67
Additional condition protection degree	screwed, mounted

Device protection | Media

Flame resistance	flame retardant
------------------	-----------------

Mechanical data | Material data

Material housing	Plastic
------------------	---------

Mechanical data | Mounting data

Mounting method	Schraubgewinde
Height	99,2 mm
Width	50,2 mm
Depth	17,2 mm

Environmental characteristics | Climatic

Operating temperature min.	-20 °C
Operating temperature max.	80 °C

Installation | Cable

STOOW style jacket	Hybrid, Signal, Power
Cable identification	374
Cable Type	2
Jacket Color	gray
Type of Certificate	cURus
Amount stranding	1
Stranding	4 wires twisted
Amount stranding (type 2)	1
Stranding (type 2)	9 wires around Stranding combination twisted
wire arrangement	gray-pink, white, red-blue, green, (green-yellow, brown 1, blue 1, brown 2, blue 2, green-white, yellow, brown-green, gray)
Cable weight	140,94 g/m
Material jacket	PUR
Shore hardness jacket	87 ± 5 Shore A
Freedom from ingredients (jacket)	lead-free, cadmium-free, CFC-free, silicone-free
Outer-diameter (jacket)	9,2 mm
Tolerance outer diameter (sheath)	± 5 %

Material inner jacket	PVC
Color (inner jacket)	gray
Material wire insulation	PVC
Amount wires	8
Outer diameter insulation	1,3 mm
Outer diameter tolerance core insulation	± 5 %
Shore hardness wire insulation	43 ± 5 Shore D
Material properties wire insulation	good machinability
Ingredient freeness wire insulation	lead-free, cadmium-free, CFC-free, silicone-free
Amount strands (wire)	19
Diameter of single wires	0,15 mm
Conductor crosssection (wire)	0,34 mm²
Traversing distance (C-track)	5 m @ 25 °C horizontal
Material conductor wire	Stranded copper wire, bare
Conductor type (wire)	Strand class 5
Travel speed (C-track)	5
Material wire insulation (Power)	PVC
Outer diameter wire insulation (Power)	1,8 mm
Tolerance outer diameter wire insulation (Power)	±5 %
Shore hardness wire insulation (Power)	43±5 Shore D
Material properties wire insulation (Power)	good machinability
Ingredient freeness wire insulation (Power)	lead-free, cadmium-free, CFC-free, silicone-free
Printing colour wire insulation (Power)	white (isolation blue), white (isolation brown)
Amount strands wire (Power)	42
Diameter of single wires (Power)	0,15 mm
Wire conductor cross section (Power)	0,75 mm²
Material conductor wire (Power)	Stranded copper wire, bare
Conductor type wire (Power)	strand class 6
Max. rated voltage (conductor - conductor)	300 V
Max. rated voltage (conductor - ground)	300 V
Current load capacity (standard)	to DIN VDE 0298-4
Current load capacity min. wire	4 A
Loop resistance	7,8 A
Electrical resistance line constant wire	57 Ω/km @ 20 °C
Electrical resistance coating wire (Power)	26 Ω/km @20 °C
AC withstand voltage (wire - wire)	2 kV @ 60 s
Power frequency withstand voltage (wire - jacket)	2 kV @ 60 s
Min. operating temperature (static)	-30 °C
Max. operating temperature (fixed)	80 °C
Operating temperature min. (dynamic)	-5 °C
Operating temperature max. (dynamic)	70 °C
Flame resistance	UL 1581 § 1090 UL 1581 § 1100 FT2 IEC 60332-2-2
chemical resistance	Good, application-related testing
Gasoline resistance	Good, application-related testing
Oil resistance	Good, application-related testing DIN EN 60811-404
Bending radius (fixed)	5 x Outer diameter
Bending radius (dynamic)	10 x Outer diameter
Travel speed (C-track)	2 Mio. @ 25 °C
Connection type 2	
Family construction form	free cable end
No. of poles	13
Family construction form	M12

Gender	female
Color contact carrier	black
Coding	A
No. of poles	5
PIN 1	+
PIN 2	NC S 2
PIN 3	-
PIN 4	NO S 1
PIN 5	PE