

**M12 Power male recept. K-cod. rear**

PUR-wires 0.25 1m

Power

Flange male

M12, 5-pole

K-coded

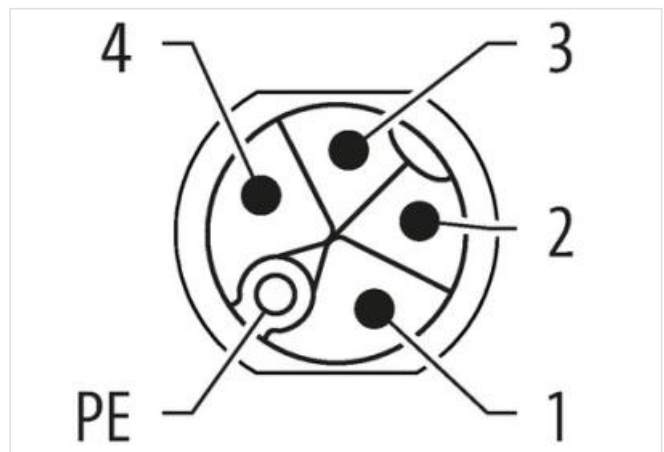
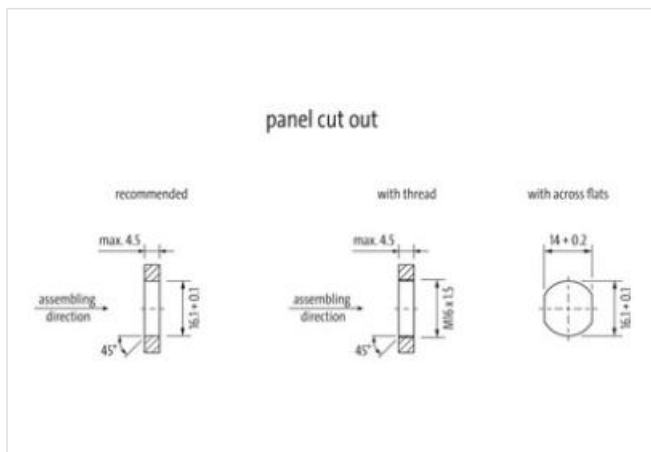
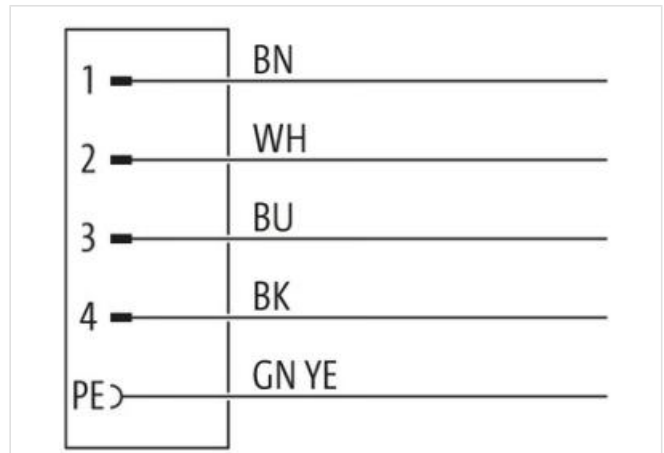
Rear mounting

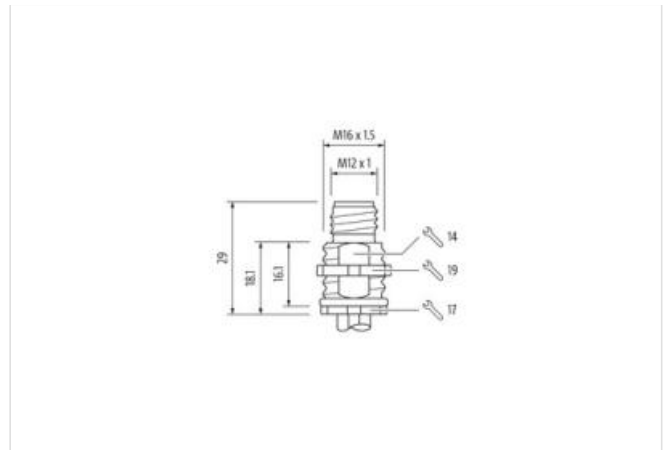
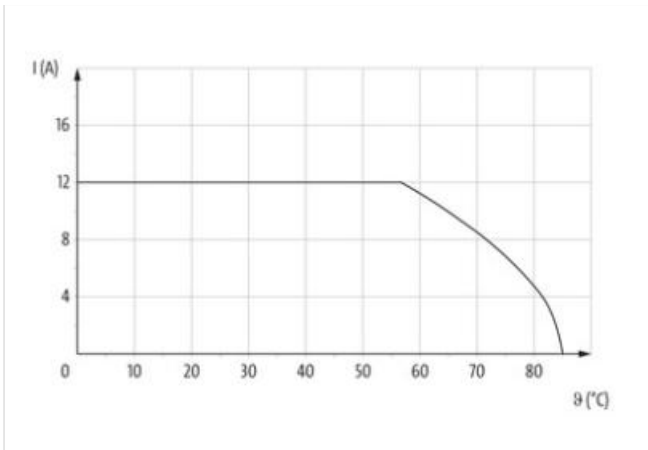
with multi-strand wire

Fastening nut included in the delivery

The resistance to aggressive media should be individually tested for your application. Further details on request.

Further cable lengths on request.

[Link to Product](#)**Illustration**



Product may differ from Image



Cable length 1 m

**Side 1**

Tightening torque 0,6 Nm

Family construction form M12P

Thread M12 x 1

Coding K

No. of poles 5

Degree of protection (EN IEC 60529) IP65, IP67

**Commercial data**

ECLASS-6.0 27279220

ECLASS-6.1 27279220

ECLASS-7.0 27440103

ECLASS-8.0 27440103

ECLASS-9.0 27440103

ECLASS-10.1 27440103

ECLASS-11.1 27440103

ECLASS-12.0 27440103

ETIM-5.0 EC002061

customs tariff number 85444290

GTIN 4048879900713

Packaging unit 1

**Electrical data | Supply**

Operating voltage AC max. 600 V

Current operating per contact max. 12 A

**Diagnostics**

Status indication LED no

**Installation | Connection**

Mounting set M16 x 1.5

Width across flats SW19

**Device protection | Electrical**

Additional condition protection degree screwed, mounted

Pollution Degree	3
Rated surge voltage	6 kV
Material group (IEC 60664-1)	I
<b>Mechanical data</b>	
Contour for corrugated hose	without
<b>Mechanical data   Material data</b>	
Coating housing	nickel plated
Coating locking	nickel plated
Material housing	Brass
Locking material	Brass
<b>Mechanical data   Mounting data</b>	
Mounting method	inserted, screwed
<b>Environmental characteristics   Climatic</b>	
Operating temperature min.	-25 °C
Operating temperature max.	85 °C
Additional condition temperature range	depending on cable quality
<b>Important installation notes</b>	
Note on strain relief	Protect the connectors by suitable measures from mechanical loads, e.g. by the usage of cable ties.
Note on bending radius	<b>Attention:</b> Observe the permissible bending radii when laying cables, as the IP protection class can be endangered by excessive bending forces.
<b>Conformity</b>	
Product standard	IEC 61076-2-111
<b>Resistances   Cable</b>	
wire arrangement	brown, white, blue, black, green-yellow
Cable identification	988
wire arrangement	brown, white, blue, black, green-yellow
Cable weight	107,25 g/m
Material wire insulation	PUR
Amount wires	5
Outer diameter insulation	2,4 mm
Outer diameter tolerance core insulation	± 5 %
Amount strands (wire)	30
Diameter of single wires	0,25 mm
Conductor crosssection (wire)	1,5 mm <sup>2</sup>
Material conductor wire	copper stranded wire, tinned
Conductor type (wire)	Strand class 5
Nominal voltage AC max.	900 V
Electrical resistance line constant wire	13,3 Ω/km @ 20 °C
AC withstand voltage (wire - wire)	3,31 kV
Power frequency withstand voltage (wire - jacket)	3,31 kV
Min. operating temperature (static)	-40 °C
Max. operating temperature (fixed)	90 °C
Operating temperature min. (dynamic)	-25 °C
Operating temperature max. (dynamic)	90 °C
Flame resistance	IEC 60332-2-2   UL 1581 § 1100 FT2   UL 1581 § 1090
chemical resistance	Good, application-related testing
Gasoline resistance	Good, application-related testing
Oil resistance	DIN EN 60811-404   Good, application-related testing