

RJ45 male 0° / RJ45 male 0° shielded

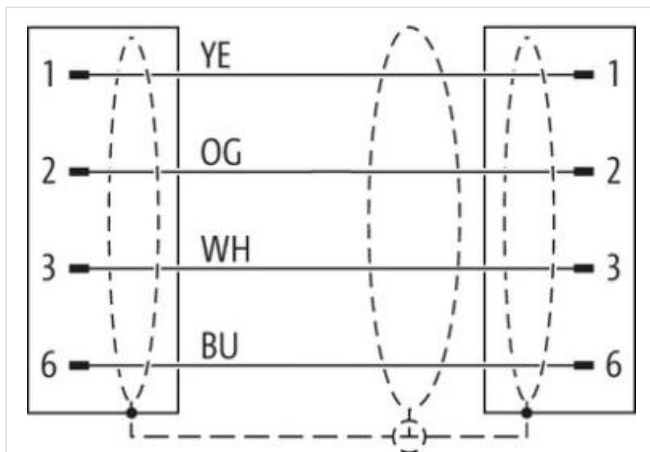
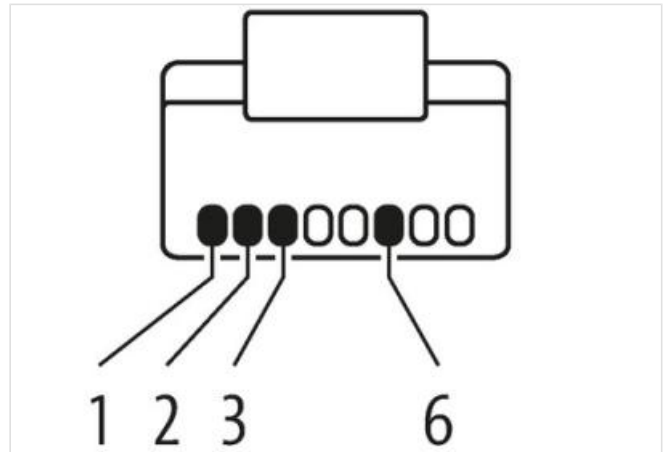

PUR 1x4xAWG22 shielded gn UL/CSA+drag ch. 50m

Product fulfills requirements according to UN/ECE R118
Ethernet CAT5Male straight – male straight
RJ45 – RJ45, 4-pole
shielded


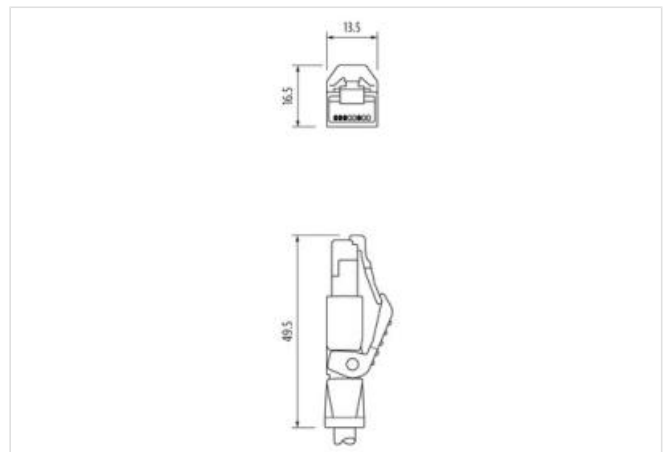
Further cable lengths on request.

Plastic housings with good resistance against chemicals and oils.

The resistance to aggressive media should be individually tested for your application. Further details on request.

[Link to Product](#)**Illustration**

Product may differ from Image



Cable length

50 m

Side 1

| | |
|--|---|
| Mounting method | inserted |
| Family construction form | RJ45 |
| No. of poles | 4 |
| Commercial data | |
| ECLASS-6.0 | 27061801 |
| ECLASS-6.1 | 27060307 |
| ECLASS-7.0 | 27060307 |
| ECLASS-8.0 | 27060307 |
| ECLASS-9.0 | 27060307 |
| ECLASS-10.1 | 27060307 |
| ECLASS-11.1 | 27060307 |
| ECLASS-12.0 | 27060307 |
| ETIM-5.0 | EC002599 |
| customs tariff number | 85444210 |
| GTIN | 4048879421423 |
| Packaging unit | 1 |
| Electrical data Supply | |
| Operating voltage DC max. | 60 V |
| Current operating per contact max. | 1,5 A |
| Industrial communication | |
| Transfer parameters | CAT5e, Class D (ISO/IEC 11801:2002), (EN 50173-1) |
| Data transmission rate max. | 100 MBit/s |
| Industrial communication Ethernet functionality | |
| duplex | Full duplex |
| Diagnostics | |
| Status indication LED | no |
| Device protection Electrical | |
| Degree of protection (EN IEC 60529) | IP20 |
| Pollution Degree | 3 |
| Rated surge voltage | 1 kV |
| Material group (IEC 60664-1) | I |
| Mechanical data | |
| Contour for corrugated hose | without |
| Mechanical data Material data | |
| Material housing | PUR |
| Locking material | PA |
| Mechanical data Mounting data | |
| Looking techniques | Snap-in connector |
| Environmental characteristics Climatic | |
| Operating temperature min. | -25 °C |
| Operating temperature max. | 85 °C |
| Additional condition temperature range | depending on cable quality |
| Important installation notes | |
| Note on strain relief | Protect the connectors by suitable measures from mechanical loads, e.g. by the usage of cable ties. |
| Note on bending radius | Attention: Observe the permissible bending radii when laying cables, as the IP protection class can be endangered by excessive bending forces. |
| Installation Cable | |
| wire arrangement | white, yellow, blue, orange |
| Cable identification | 796 |
| Jacket Color | green |

| | |
|---|--|
| Type of Certificate | cURus |
| Amount stranding | 1 |
| Stranding | 4 wires around Core filler twisted |
| Cable shielding (type) | copper braid, tinned |
| Cable shielding (coverage) | 85 % |
| Banding | Fleece, Foil |
| Filler | yes |
| wire arrangement | white, yellow, blue, orange |
| Cable weight | 69,3 g/m |
| Material jacket | PUR |
| Shore hardness jacket | 89 Shore A |
| Freedom from ingredients (jacket) | lead-free, cadmium-free, CFC-free, halogen-free, silicone-free |
| Outer-diameter (jacket) | 6,7 mm |
| Tolerance outer diameter (sheath) | ± 5 % |
| Material inner jacket | FRNC |
| Color (inner jacket) | natur |
| Material wire insulation | PE |
| Amount wires | 4 |
| Outer diameter insulation | 1,4 mm |
| Outer diameter tolerance core insulation | ± 5 % |
| Shore hardness wire insulation | 65 Shore D |
| Ingredient freeness wire insulation | lead-free, CFC-free, halogen-free |
| Amount strands (wire) | 7 |
| Diameter of single wires | 22 AWG |
| Conductor crosssection (wire) | 22 AWG |
| Material conductor wire | Stranded copper wire, bare |
| Nominal voltage AC max. | 300 V |
| Current load capacity (standard) | to DIN VDE 0298-4 |
| Current load capacity min. wire | 4,8 A |
| Characteristic impedance | 100 Ω ± 15 % @ 100 MHz |
| Electrical resistance line constant wire | 55 Ω/km @ 20 °C |
| AC withstand voltage (wire - wire) | 2 kV @ 60 s |
| Electrical capacity line constant (wire - wire) | 50000 pF/km |
| Power frequency withstand voltage (wire - jacket) | 2 kV @ 60 s |
| AC withstand voltage (wire - shield) | 2 kV @ 60 s |
| Isolation resistance | 5000 MΩ × km |
| Min. operating temperature (static) | -40 °C |
| Max. operating temperature (fixed) | 80 °C |
| Operating temperature min. (dynamic) | -30 °C |
| Operating temperature max. (dynamic) | 70 °C |
| Flame resistance | IEC 60332-2-2 UL 1581 § 1090 UL 1581 § 1100 FT2 |
| chemical resistance | Good, application-related testing |
| Gasoline resistance | Good, application-related testing |
| Oil resistance | DIN EN 60811-404 Good, application-related testing |
| Bending radius (fixed) | 5 x Outer diameter |
| Bending radius (dynamic) | 12 x Outer diameter |
| No. of bending cycles (C-track) | 3 Mio. @ 25 °C |
| Traversing distance (C-track) | 5 m @ 25 °C |
| Travel speed (C-track) | 3,3 m/s @ 25 °C |
| No. of torsion cycles | 1 Mio. 25 °C |
| Torsion stress | ± 180 °/m |