

**M12 male 90° / M12 female 0° A-cod. shielded**

PUR 8x0.25 shielded gy UL/CSA+drag ch. 10m

Male 90° – female straight  
M12 – M12, 8-pole  
shielded

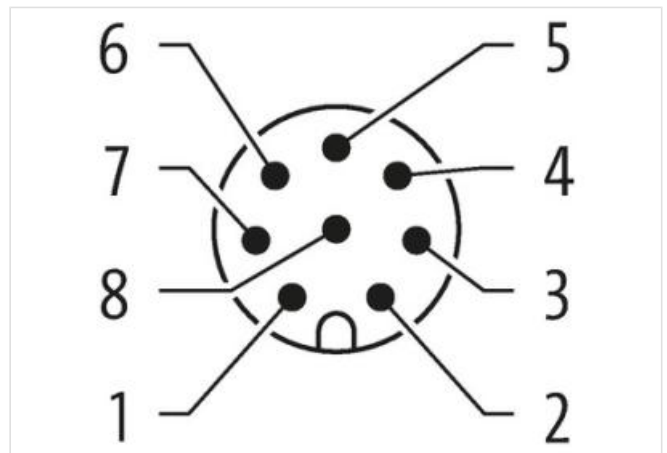
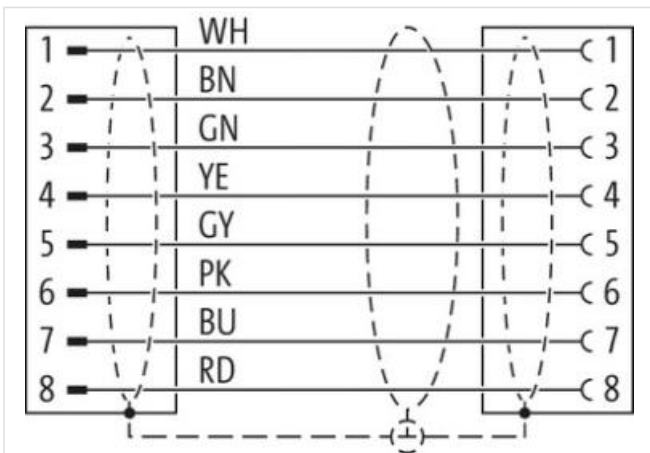
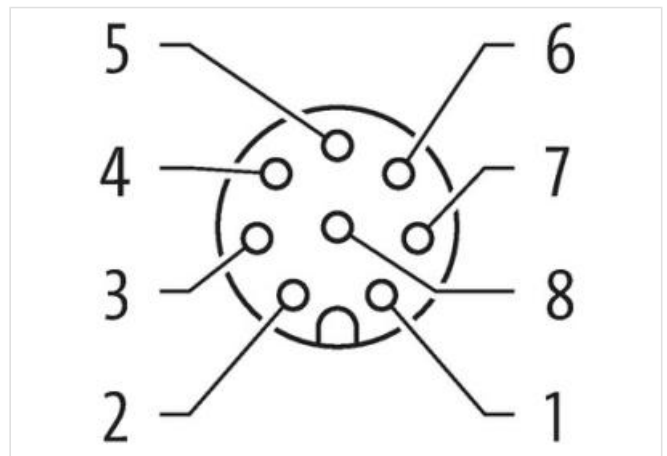

Plastic housings with good resistance against chemicals and oils.

The resistance to aggressive media should be individually tested for your application. Further details on request.

Further cable lengths on request.

[Link to Product](#)

Illustration





Product may differ from Image



|              |      |
|--------------|------|
| Cable length | 10 m |
|--------------|------|

**Side 1**

|                          |         |
|--------------------------|---------|
| Tightening torque        | 0,6 Nm  |
| Family construction form | M12     |
| Thread                   | M12 x 1 |
| Coding                   | A       |
| Material                 | PUR     |
| Width across flats       | SW13    |

**Side 2**

|                          |         |
|--------------------------|---------|
| Tightening torque        | 0,6 Nm  |
| Family construction form | M12     |
| Thread                   | M12 x 1 |
| Coding                   | A       |
| Material                 | PUR     |

**Commercial data**

|                       |               |
|-----------------------|---------------|
| ECLASS-6.0            | 27279218      |
| ECLASS-6.1            | 27279218      |
| ECLASS-7.0            | 27279218      |
| ECLASS-8.0            | 27279218      |
| ECLASS-9.0            | 27060311      |
| ECLASS-10.1           | 27060311      |
| ECLASS-11.1           | 27060311      |
| ECLASS-12.0           | 27060311      |
| ETIM-5.0              | EC001855      |
| customs tariff number | 85444290      |
| GTIN                  | 4048879138956 |
| Packaging unit        | 1             |

**Electrical data | Supply**

|                                  |      |
|----------------------------------|------|
| Operating voltage AC max.        | 30 V |
| Operating voltage DC max.        | 30 V |
| Operating voltage AC (UL-listed) | 30 V |
| Operating voltage DC (UL-listed) | 30 V |

The information in this Product-PDF has been compiled with the utmost care.

Liability for the correctness completeness and topicality of the information is restricted to gross negligence. Version: 2024-06-26

Murrelektronik B.V. | Takkebijsters 3 | 4817 BL Breda | Fon 085-22 20 282 | Fax 085-22 20 283 | shop@murrelektronik.nl | shop.murrelektronik.nl

Current operating per contact max. 2 A

#### Device protection | Electrical

|                                     |                   |
|-------------------------------------|-------------------|
| Degree of protection (EN IEC 60529) | IP65, IP67, IP66K |
| Pollution Degree                    | 3                 |
| Rated surge voltage                 | 0,8 kV            |
| Material group (IEC 60664-1)        | I                 |

#### Mechanical data | Material data

|                  |                  |
|------------------|------------------|
| Coating locking  | Nickeled         |
| Locking material | Zinc die-casting |

#### Mechanical data | Mounting data

|                 |                                       |
|-----------------|---------------------------------------|
| Mounting method | inserted, screwed, Shaking protection |
|-----------------|---------------------------------------|

#### Environmental characteristics | Climatic

|  |                            |
|--|----------------------------|
| Operating temperature min.             | -25 °C                     |
| Operating temperature max.             | 80 °C                      |
| Additional condition temperature range | depending on cable quality |

#### Important installation notes

|                        |   |
|------------------------|---|
| Note on strain relief  | Protect the connectors by suitable measures from mechanical loads, e.g. by the usage of cable ties.   |
| Note on bending radius | <b>Attention:</b> Observe the permissible bending radii when laying cables, as the IP protection class can be endangered by excessive bending forces. |

#### Conformity

|                  |                          |
|------------------|--------------------------|
| Product standard | DIN EN 61076-2-101 (M12) |
|------------------|--------------------------|

#### Installation | Cable

|  |  |
|--|--|
| wire arrangement                         | brown, white, red, blue, pink, gray, yellow, green             |
| Cable identification                     | 291  |
| Cable Type                               | 3  |
| Jacket Color                             | gray   |
| Type of Certificate                      | cURus  |
| Amount stranding                         | 1  |
| Stranding                                | 8 wires around Core filler twisted                             |
| Cable shielding (type)                   | copper braid, tinned   |
| Cable shielding (coverage)               | 80 %   |
| Banding                                  | Fleece, Foil   |
| Filler                                   | yes  |
| wire arrangement                         | brown, white, red, blue, pink, gray, yellow, green             |
| Cable weight                             | 78,1 g/m   |
| Material jacket                          | PUR  |
| Shore hardness jacket                    | 90 ± 5 Shore A   |
| Freedom from ingredients (jacket)        | lead-free, cadmium-free, CFC-free, halogen-free, silicone-free |
| Outer-diameter (jacket)                  | 7 mm   |
| Tolerance outer diameter (sheath)        | ± 5 %  |
| Material wire insulation                 | PP   |
| Amount wires                             | 8  |
| Outer diameter insulation                | 1,2 mm   |
| Outer diameter tolerance core insulation | ± 5 %  |
| Shore hardness wire insulation           | 70 ± 5 Shore D   |
| Ingredient freeness wire insulation      | lead-free, cadmium-free, CFC-free, halogen-free, silicone-free |
| Amount strands (wire)                    | 32   |
| Diameter of single wires                 | 0,1 mm   |
| Conductor crosssection (wire)            | 0,25 mm <sup>2</sup>   |
| Material conductor wire                  | Stranded copper wire, bare                                     |
| Conductor type (wire)                    | strand class 6   |

|   |  |
|---|--|
| Nominal voltage AC max.                           | 300 V  |
| Current load capacity (standard)                  | to DIN VDE 0298-4                                    |
| Current load capacity min. wire                   | 3 A  |
| Electrical resistance line constant wire          | 79 $\Omega$ /km @ 20 °C                              |
| AC withstand voltage (wire - wire)                | 2 kV @ 60 s  |
| Power frequency withstand voltage (wire - jacket) | 2 kV @ 60 s  |
| AC withstand voltage (wire - shield)              | 2 kV @ 60 s  |
| Min. operating temperature (static)               | -40 °C   |
| Max. operating temperature (fixed)                | 80 °C / 90 °C @ 10000 h Operation                    |
| Operating temperature min. (dynamic)              | -25 °C   |
| Operating temperature max. (dynamic)              | 80 °C / 90 °C @ 10000 h Operation                    |
| Flame resistance                                  | UL 1581 § 1100 FT2   IEC 60332-2-2   UL 1581 § 1090  |
| chemical resistance                               | Good, application-related testing                    |
| Gasoline resistance                               | Good, application-related testing                    |
| Oil resistance                                    | DIN EN 60811-404   Good, application-related testing |
| Bending radius (fixed)                            | 5 x Outer diameter                                   |
| Bending radius (dynamic)                          | 10 x Outer diameter                                  |
| No. of bending cycles (C-track)                   | 5 Mio. @ 25 °C                                       |
| Traversing distance (C-track)                     | 5 m @ 25 °C   horizontal                             |
| Travel speed (C-track)                            | 3,3 m/s @ 25 °C                                      |
| No. of torsion cycles                             | 2 Mio.   |
| Torsion stress                                    | $\pm$ 30 °/m   |
| Torsion speed                                     | 35 cycles/min  |